



Registered office: A-44, Hosiery Complex, Phase-II Extension, Noida-201 305, Uttar Pradesh, India.  
Corporate office: Express Trade Towers, 8<sup>th</sup> floor, 15-16, Sector 16A, Noida 201301, Ph: 0120-4308000, Fax: 0120-4311011  
CIN: L15421UP1932PLC022174

For Immediate Release

## **Q1 FY 26 Consolidated Results ended June 30, 2025**

- **Revenue from Operations (Net of excise duty) at ₹ 1,598 crore**
  - **Profit Before Tax at ₹ 2.9 crore**
  - **Profit After Tax at ₹ 2.1 crore**

### **Performance Highlights:**

- *Net turnover increased by 23%, supported by 53% increase in alcohol dispatches and 14% increase in consolidated sugar dispatches as well as improved sugar realisations.*
- *Achieved sugar realisation of ₹ 40,421/MT, an increase of 4% over corresponding previous period due to improved domestic realisations.*
- *Alcohol production for the quarter stood at 6.5 crore litres, an increase of 19% over corresponding previous period due to full impact of additional capacity commissioned in Q1 FY 25. Alcohol sales for the quarter stood at 6.2 crore litres, an increase of 53% YoY.*
- *Power Transmission business (PTB) reported a 15% increase in order booking and a record closing order book of ₹ 423 crore which improved by 38% over corresponding previous period*
- *Closing order book for the engineering business (including PTB) stood at ₹ 1,975 crore, up 32% compared to same quarter last year.*

**NOIDA, July 29, 2025: Triveni Engineering & Industries Ltd.** ('Triveni'), one of the largest integrated sugar & ethanol manufacturers & engineered-to-order turbo gearbox manufacturers in the country and a leading player in water and wastewater management business, today announced its financial results for the first quarter ended June 30, 2025 (Q1 FY 26). The Company has prepared the financial results based on the Indian Accounting Standards (Ind AS) and as in the past, has been publishing and analyzing results on a consolidated basis.

**PERFORMANCE OVERVIEW: Q1 FY 26 (Consolidated Results)***In ₹ crore*

	Q1 FY 26	Q1 FY 25	Change %
Revenue from Operations (Gross)	1,954.5	1,534.0	27.4
<b>Revenue from Operations (Net of excise duty)</b>	<b>1,598.2</b>	<b>1,300.7</b>	<b>22.9</b>
<b>EBITDA</b>	<b>76.5</b>	<b>97.1</b>	<b>-21.2</b>
<b>EBITDA Margin</b>	<b>4.8%</b>	<b>7.5%</b>	
Share of income of Joint Venture	-0.1	0.0	
<b>Profit Before Tax (PBT)</b>	<b>2.9</b>	<b>41.8</b>	<b>-93.2</b>
<b>Profit After Tax (PAT)</b>	<b>2.1</b>	<b>31.0</b>	<b>-93.2</b>
Other Comprehensive Income (Net of Tax)	0.6	-4.7	
Total Comprehensive Income	2.7	26.3	-89.9
<b>EPS (not annualised) (₹/share)</b>	<b>0.20</b>	<b>1.42</b>	<b>-85.8</b>

- The increase in turnover (net) during Q1 FY 26 is driven by 17% increase in sugar turnover and 48% increase in distillery revenues whereas the topline for engineering businesses was largely flat. While the growth in sugar turnover was on the back of 14% increase in volumes [including that of the subsidiary SSEL (Sir Shadi Lal Enterprises Limited) acquired on June 20, 2024] and 4% improvement in realization, the growth in distillery revenues was largely on back of strong volume growth, including due to full impact of new grain capacities commissioned in Q1 FY 25.
- Profit Before Tax (PBT) stood at ₹ 2.9 crore, significantly lower than ₹ 41.8 crore reported in Q1FY25. The drop in profitability (margins) was largely on account of lower profitability in the Sugar, Distillery and Power Transmission Business (PTB).
  - The profitability of Sugar business, despite higher volumes and realization, was lower than last year due to higher cost of production (COP) of sugar sold in Q1FY26 resulting from lower recovery achieved in SS 2024-25.
  - The profitability of the distillery operation was impacted by loss of Rs 2 crore (PBIT) in Distillery segment of the subsidiary SSEL and higher proportion of grain ethanol in overall mix, wherein contribution is lower, especially for FCI-rice which formed 27% of total alcohol sales.
  - The profitability of the PTB was adversely affected by lower turnover, expenses incurred towards maintaining higher staffing levels to meet increased activities and higher depreciation on capitalization in respect of ongoing capex programme.
- The gross debt on a standalone basis as on June 30, 2025 increased to ₹ 1,385 crore as compared to ₹ 1,150 crore as on June 30, 2024. Standalone debt at the end of the period under review, comprises term loans of ₹ 320 crore, out of which loans of ₹ 180 crore are with interest subvention. On a consolidated basis, the gross debt is at ₹ 1,688 crore as on June 30, 2025 as compared to ₹ 1,279 crore as on June 30, 2024. Overall average cost of funds (standalone) is at 7.3% during Q1 FY 26 as against 7.1% in the previous corresponding period.

Commenting on the Company's financial performance, Mr. Dhruv M. Sawhney, Chairman and Managing Director, Triveni Engineering & Industries Ltd, said:

*"As expected, the performance during the quarter was muted. During this period, the profitability of sugar gets affected as the off-season costs are expensed out and further, in Distillery, the margins of FCI-rice, which formed 27% of total alcohol sales, were relatively lower.*

*Looking ahead, I remain cautiously optimistic. Early monsoon trends have been encouraging and bode well for the agricultural sector, particularly for the sugarcane crop in UP. Our continuous field surveys indicate a healthy crop with minimal pest or disease incidence. These positive developments, combined with the efforts of our teams on varietal substitution, agronomic practice improvements, preventive measures for crop protection, improving plant efficiencies and better sales realizations, position us for an improved operating performance in FY 26. That said, these expectations are contingent on external factors such as moderate progress of the monsoon, minimal waterlogging, and low incidence of disease and pest outbreaks over next three months.*

*Encouragingly, we are now seeing a meaningful correction in input costs, particularly maize, and expect profitability to recover in the coming quarters. Earlier in the year, we had contracted FCI-rice as an alternate to high maize prices prevailing then but in view of correction in the prices of maize, maize operations presently are more profitable.*

*In our Engineering segment, PTB had a muted quarter due to the customary lower delivery urgency from customers in the first quarter and deferment of key orders. Despite this, I am pleased to share that PTB continues to gain traction across core markets. As of June 30, 2025, the order book crossed the ₹ 400 crore mark, standing at ₹ 423 crore—underscoring strong market momentum and providing healthy visibility for near-term performance. The Water business remains subdued due to limited market activity and delayed order finalizations. However, we anticipate an uptick in the coming quarters, with the business well-positioned in terms of bids and credentials.*

*Lastly, the proposed scheme of amalgamation with SSEL and the demerger of the Power Transmission business is expected to unlock value and drive operational efficiencies. This strategic move reflects our continued commitment to sustainable growth and long-term value creation for our stakeholders. We are currently awaiting regulatory approvals to move forward with the transaction."*

(all figures in ₹ crore, unless otherwise mentioned)

## Sugar business

Triveni is one of the largest integrated sugar producers in the country, with eight sugar units located in the state of Uttar Pradesh of which seven sugar units are FSSC 22000 certified. Two of our units (Chandanpur & Khatauli) have received Bon Sucro certification. Bon Sucro certification is a globally recognized standard for sustainable sugarcane production.

### Performance

#### Triveni:

	Q1 FY 26	Q1 FY 25	Change %
Sugar Domestic Dispatches (Tonnes)	240,154	227,186	5.7
Average Realisation (₹/MT)	40,470	39,035	3.7
Revenue (₹ crore)	1,076.7	999.5	7.7
PBIT (₹ crore)	4.8	37.1	-87.1

#### SSEL:

	Q1 FY 26	Q1 FY 25	Change %
Sugar Domestic Dispatches (Tonnes)	18,042	0	NM
Average Realisation (₹/MT)	39,770	0	NM
Revenue (₹ crore)	92.8	0.0	NM
PBIT (₹ crore)	2.8	-0.6	NM

NM: Not Meaningful

#### Consolidated:

	Q1 FY 26	Q1 FY 25	Change %
Sugar Domestic Dispatches (Tonnes)	258,196	227,186	13.6
Average Realisation (₹/MT)	40,421	39,035	3.6
Revenue (₹ crore)	1,169.6	999.5	17.0
PBIT (₹ crore)	7.6	36.5	-79.2

Note: Consolidated includes SSEL for the period from June 21, 2024 i.e. for the period post becoming a subsidiary of the Company and resultantly, the figures for the current periods are not comparable with previous periods.

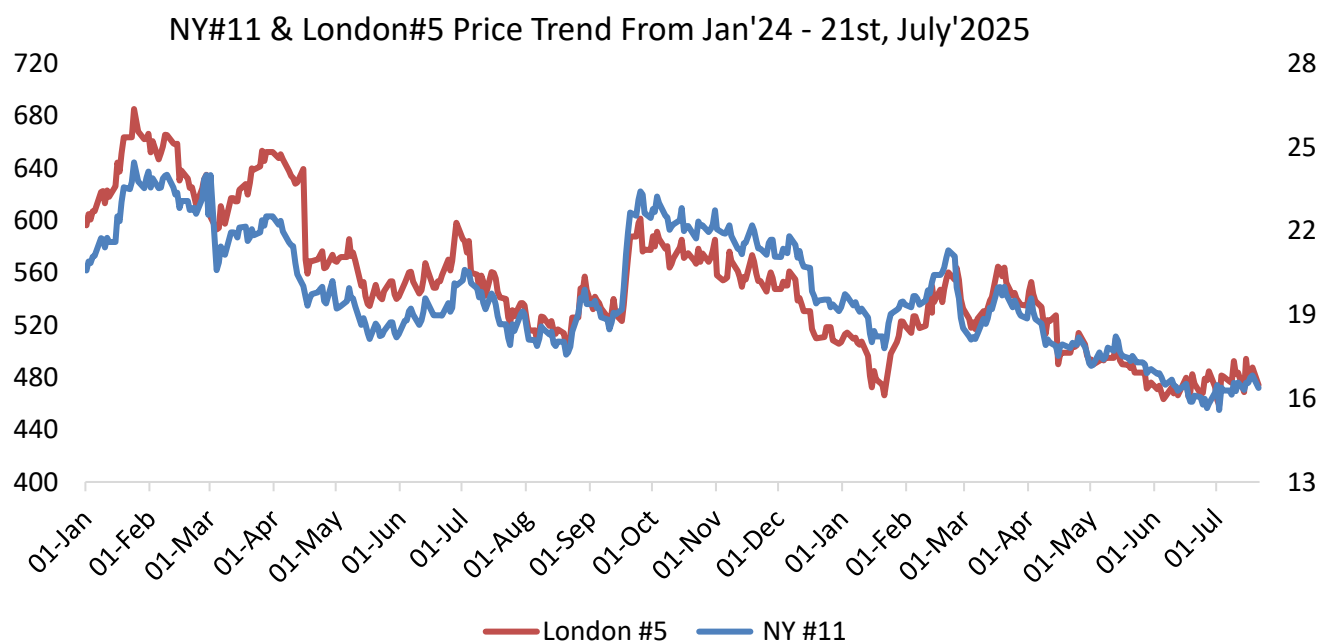
- Segment profit, despite higher volume and realization, declined 80% y-o-y to ₹ 7.6 crore, , due to higher cost of sugar (COP) of sugar sold in Q1 FY 26, which could not be offset by increased sugar realization price. The cost of sugar sold during the quarter pertains to SS 2024-25 (produced till 31-03-2025) and was impacted by lower gross recovery
- The sugar inventory as on June 30, 2025 was 44.5 lakh quintals, which is valued at ₹ 37.4/kg

### Industry Scenario – Domestic

- **Sugar balance sheet for sugar Season (SS) 2025-26:** With an estimated opening balance as on October 1, 2025 of around 5.9 million tonnes, domestic production of 33.0 million tonnes, domestic sales of around 28.5 million tonnes, the closing stock is expected to be around 7.4 million tonnes. This is after considering diversion of about 4.0 million tonnes of sugar equivalent into ethanol.

### Industry Scenario – International

- **Global Sugar Balance Sheet pointing to deficit:** As per latest report from S&P Global, Global Sugar Balance Sheet for 2024-25 is pointing to a deficit of 4.36 million tonnes. For the 2025-26 season, the outlook remains largely balanced, with a surplus of 2.89 million tonnes owing to better crop in India, Thailand & Brazil.
- **International sugar prices:** Sugar prices were on a declining trend from January 2025, but turned bullish from late January to February, sustaining gains through March end with some intermittent volatility. However, prices began to decline meaningfully from April onward, hitting multi-month lows in early July. Going forward, global sugar prices are expected to remain under pressure in the short term due to ample global supply and favorable weather conditions in key sugar producing geographies like Brazil and India.



Note: London #5 on left hand side (LHS) in \$/tonne; NY #11 on right hand side (RHS) in US cents/lb

### **Alcohol (Distillery) business**

The Company has state-of-the-art distilleries spread across Muzaffarnagar (MZN) – 2 facilities, Sabitgarh (SBT), Milak Narayanpur (MNP), Rani Nangal (RNG) and Shamli in Uttar Pradesh. These facilities have the capability to produce Ethanol, Extra Neutral Alcohol (ENA), Rectified Spirit (RS) and Denatured Spirit (SDS). The Company utilises a mix of sugarcane-based as well as grain-based feedstocks. Distillers Dried Grain Solubles (DDGS), a co-product produced on grain operations is also sold to premium Institutions and has been well accepted in market. The Company also manufactures Indian Made Indian Liquor (IMIL) and Indian Made Foreign Liquor (IMFL) at its MZN facility.

## **Performance**

### **Triveni:**

	Q1 FY 26	Q1 FY 25	Change %
<b>Operational details</b>			
Production (KL)	64,969	54,621	18.9
Sales (KL)	62,333	40,626	53.4
Avg. Realisation (₹/ ltr)	59.4	60.5	-1.8
IMIL Sales (Lakh Cases)	15.7	11.7	34.3
<b>Financial details</b>			
Gross Revenue (₹ crore)	784.4	522.4	50.1
Revenue Net of Excise Duty (₹ crore)	428.1	289.0	48.1
PBIT (₹ crore)	25.1	19.6	27.9

### **Consolidated:**

	Q1 FY 26	Q1 FY 25	Change %
<b>Operational details</b>			
Production (KL)	64,969	54,621	18.9
Sales (KL)	62,333	40,626	53.4
Avg. Realisation (₹/ ltr)	59.4	60.5	-1.8
IMIL Sales (Lakh Cases)	15.7	11.7	34.3
<b>Financial details</b>			
Gross Revenue (₹ crore)	784.4	522.4	50.1
Revenue Net of Excise Duty (₹ crore)	428.1	289.0	48.1
PBIT (₹ crore)	23.1	19.3	19.8

### **Notes**

- Financials include Indian Made Indian Liquor (IMIL) and Indian Made Foreign Liquor (IMFL)
- Consolidated includes SSEL for the period from June 21, 2024 i.e. for the period post becoming a subsidiary of the Company and resultantly, the figures for the current periods are not comparable with previous periods. The distillery in SSEL did not operate in the ESY 2024-25
- Achieved one of the highest-ever quarterly production of 6.50 crore litres driven by full quarter impact of new distillery in Rani Nangal.

- Sales volume for the quarter stood at 6.2 crore litres, an increase of 53% YoY, as last year sales was impacted by inventory built up of ethanol for scheduled deliveries in follow up quarters
- Average realization price during Q1 FY 26 is lower due to sale of Ethanol FCI rice (comprising 27% of total alcohol sales) which carries lower selling price as compared to other grain based feedstocks.
- The profitability has been impacted due to higher proportion of low margin FCI rice (27% in current quarter vs nil in the previous quarter), increase in internal transfer price of C-heavy molasses and increased fuel expenses.
- Ethanol constituted 92% of alcohol sales during Q1 FY 26, compared to 91% in Q1 FY 25.
- Sale of Ethanol / ENA produced from sugarcane-based feedstocks (majorly B-heavy) constituted 46% of the total alcohol sales for Q1 FY 26 (58% for Q1 FY 25), while Ethanol / ENA produced from grain contributed to the balance 54% in Q1 FY 26 (42% for Q1 FY 25).

### **Domestic Industry Scenario**

- For Ethanol Supply Year (ESY) 2024-25 (Nov-Oct), OMCs have procured around 637 crore litres of ethanol.
- Within this procurement, ethanol produced from grain-based feedstocks contributed to 60% i.e. 381 crore litres, while sugarcane-based feedstocks contributed to balance 40% i.e. 256 crore litres.
- The achieved blending percentage as of June 30, 2025, stood at 18.9%.

### **Power Transmission Business**

Triveni Power Transmission Business (PTB) based at Mysuru involves manufacturing of high-speed gears and gearboxes up to 70MW capacity with speeds of 70,000 rpm and Defence products and solutions for the Indian Navy. This business was founded in 1976 to meet the increasing demand for high-speed gears for Steam Turbine Generator (STG) applications. Today, this business is synonymous with cutting-edge technology, knowledge, and expertise, covering installations in 80+ countries across a wide range of applications. The business has extensive expertise in the design and development of all sorts of gears and gearboxes, as well as a modern, globally benchmarked manufacturing facility. PTB has grown to become one of the leading turbo gears manufacturing companies in India with over 45 years of track record and a rich history. It has carved a niche for itself by being ubiquitous across industry segments and application spectrums.

## **Performance**

	Q1 FY 26	Q1 FY 25	Change %
Revenue (₹ crore)	50.3	54.8	-8.2
PBIT (₹ crore)	12.0	18.2	-33.8
Order Booking (₹ crore)	84.2	73.1	15.2
Closing Order Book (₹ crore) – Short Duration	241.0	200.3	20.3
Closing Order Book (₹ crore) – Long Duration	182.0	105.5	72.5
Closing Order Book (₹ crore) – Total	423.0	305.8	38.3
<b>Order booking break-up</b>			
<b>Segment wise</b>			
Product (₹ crore)	56.4	50.1	12.7
Aftermarket (₹ crore)	23.6	22.4	5.3
Defence (₹ crore)	4.2	0.5	NM
<b>Geography wise</b>			
Domestic (₹ crore)	68.1	67.0	1.7
Exports (₹ crore)	16.1	6.0	168.2

- Normally, the turnover in the first quarter is muted due to relatively lower urgency from customers. The decline in revenue was mainly account of deferment of certain key deliveries by the customer and longer execution time for certain orders. The management expects the demand momentum to recover going forward based on current orders in hand and ongoing discussions with clients
- Order book continued to grow with the business bagging orders worth at ₹ 84 crore during the year, indicating strong traction across markets and geographies. Order booking during the quarter included breakthrough new international orders with eminent customers. Among notable order wins, secured orders for compressors to be used by Abu Dhabi National Oil Company (ADNOC) in their oil and gas operations. During the quarter the business also secured its first breakthrough order from Siemens Brazil for Weyerhaeuser project.
- The outstanding order book as on June 30, 2025 crossed the ₹ 400 crore milestone and stood at ₹ 423 crore including long duration orders of ₹ 182 crore.

## **Outlook**



- India's economic growth is likely to continue its momentum supported by strong manufacturing and investment demand.
- To further augment its growth in domestic market, company is also venturing into new products with encouraging results. For instance, the Company's continued focus on compressors has yielded results with orders for medium to high power compressor gearboxes from two large OEM customers
- International market continues to be a key area of thrust. The Company's quality leadership in the Domestic market has paved way to the many Overseas customers qualifying Triveni for STG and Compressor gearboxes. The Company's acceptability in the overseas market is on the rise due to continuous marketing efforts, opening of European sales office and enlistment in approved vendor list.
- In the Defence segment, we recently completed the order for gearboxes for fast patrol vessels of Indian coast guard and have secured orders for more gearboxes. In addition, we are also working on couple of more products like finstabilizers, propulsion shafting etc.

## Water business

Water Business Group (WBG) of Triveni is one of India's leading businesses today in the market offering complete range of Water & Wastewater solutions, through innovative technologies and the latest equipment range. The business has strong management and innovation skills in handling EPC projects of varying complexities up to large scale across sectors and regions. It provides turnkey execution and Operations & Maintenance (O&M) of water and wastewater treatment facilities for both the municipal and industrial sectors. The business has engineering roots and constantly invests in new technologies to ensure quality with faster deliveries at an optimised cost for its products & services. The business has carried out successful execution of more than 100 projects of varying magnitude and complexities across municipal and industrial sectors with quality and commitment to timely delivery. Cost Management & Efficiencies are in business' DNA which helps it to maintain a prominent position in this segment.

### Performance (Consolidated)

	Q1 FY 26	Q1 FY 25	Change %
Revenue (₹ crore)	54.3	51.1	6.3
PBIT (₹ crore)	11.0	6.1	80.3
Orders Received (₹ crore)	5.3	12.7	-58.3
Closing Order Book (₹ crore)*	1,552.0	1,186.0	30.9

\* including long duration orders for Operations & Maintenance (O&M)

- The above results are based on consolidated results including wholly owned SPVs executing (i) Mathura PPP/HAM Project awarded by UP Jal Nigam, funded by National Mission of Clean Ganga (NMCG) under Namami Gange Programme and (ii) Pali ZLD Pvt. Ltd.
- PBIT for the quarter includes a gain of ₹ 8 crore related to previous year in respect of Mathura PPP/HAM. Please note that corresponding quarter of last year included project cost saving of Rs 8 crore.

- The outstanding order book as on June 30, 2025 stood at ₹ 1,552 crore, which includes ₹ 1,106 crore towards O&M contracts for a longer period of time.

### **Outlook**

- The business anticipates substantial business opportunities and new funding is expected to flow from both Central and State Governments.
- Due to significant gap between demand and current availability of water & wastewater treatment plants, the water sector has a positive outlook and offers significant opportunities.
- New opportunities are emerging in recycle, reuse and Zero Liquid Discharge kind of business on EPC as HAM model.
- Sewage recycling is a new area of business and wherever industries are available as off-takers for buying treated sewage, this model is expected to emerge significantly.
- The Company is also evaluating various international opportunities and intends to participate in several tenders in Water & Wastewater treatment projects.
- The business is also actively targeting foreign projects wherever it possesses the pre-qualifications and funding is ensured through multilateral and reputed agencies.

## Attached: Details to the Announcement and Results Table

### About Triveni Engineering & Industries Limited

Triveni Engineering & Industries Limited (TEIL) is a diversified industrial conglomerate having core competencies in the areas of sugar, alcohol, power transmission and water. The Company holds the position of one of India's largest integrated sugar manufacturers and one of the largest ethanol manufacturers, while making significant contributions in Power Transmission and in Water & Wastewater treatment solutions. TEIL currently has eight sugar mills in operation at Khatauli, Deoband, Sabitgarh, Shamli (all in western Uttar Pradesh), Chandanpur, Rani Nangal and Milak Narayanpur (all in central Uttar Pradesh) and Ramkola (eastern Uttar Pradesh). While the Company's Power Transmission (Gears) manufacturing facility is located at Mysuru, the Water & Wastewater treatment business is located at Noida. The Company currently operates 6 co-generation power plants located across five sugar units, with 104.5 MW grid connected co-generation capacity.

The Company has state-of-the-art distilleries spread across Muzaffarnagar (MZN) – 2 facilities, Sabitgarh (SBT), Milak Narayanpur (MNP), Rani Nangal (RNG) and Shamli in Uttar Pradesh. These facilities have the capability to produce Ethanol, Extra Neutral Alcohol (ENA), Rectified Spirit (RS) and Denatured Spirit (SDS). The Company utilises a mix of sugarcane-based feedstocks as well as grain. Distillers Dried Grain Solubles (DDGS), a co-product produced on grain operations is also sold to premium Institutions and has been well accepted in the market. The Company also manufactures Indian Made Indian Liquor (IMIL) and Indian Made Foreign Liquor (IMFL).

The Company produces premium quality multi-grade crystal sugar, raw (as per the market/export requirements), refined and pharmaceutical-grade sugar. Seven sugar units are FSSC 22000 certified. The sugar is supplied not only to household consumers but also to bulk consumers. The Company has supply chain relationship with leading multinational beverage, food & FMCG companies, pharmaceutical companies and leading confectionery producers.

The Company is one of leading market players in the engineered-to-order turbo gearbox industry in India. The Power Transmission business has two different business segments – Gears and Defence. It delivers robust and reliable Gears solutions which cover a range of applications and industries to meet the ever-changing operating conditions and customers' requirements. The Company has become a major supplier to all major OEMs in the country, offering solutions to all industrial segments including Oil and Gas as per AGMA, API-613 and API-677 standards. It is amongst the market leaders in high-speed Gears and Gearboxes up to 70 MW capacity and speed of 70,000 rpm. The major product portfolio includes steam turbines, gas turbines and compressor gearboxes under the High-Power High-Speed segment. In the Low-Speed segment, the Company focuses on the gearboxes used in applications such as reciprocating pumps and compressors, hydel turbines, mill and extruder drives for metal, sugar, rubber and plastic industries, marine applications, etc. Its robust and reliable products are backed by 360-degree service solutions which minimise the downtime for its customers. The Company provides health monitoring services for all types of critical gearboxes, high-speed and low-speed, as well as maintains an inventory of dimension ready sites for immediate solution.

The Company provides complete and sustainable water technology solutions across the water usage segments. Advanced Solutions offered for total water management include turnkey / EPC, customer care, operations and maintenance, life cycle models such as Design, Build Own & Operate (DBOO), Design, Build Own Operate and Transfer (DBOOT), BOOT, equipment supply for unit processes like screening, grit separation, clarification and sludge handling. The Customer Care Division offers value added services for operation management and performance optimisation. The quality service offerings are tailored to customers' requirements, which in many cases form an integral part of the main contract - operations and maintenance, annual maintenance contracts, product & process audit, health check-up and overhauling, pilot experiments, refreshment, upgradation and automation of existing plants, spares and service consumables and chemicals and on-site training and assistance.

Triveni Brands is the FMCG Division of the Company which currently constitutes Shagun Sugar, Triveni Sugar and the Private Label Business. The mission of this division is to create innovative and high-quality products that delight customers. Our products have a strong omni-channel strategy and we are committed to growing in a sustainable manner while keeping customers at the very center.

As a result of a Scheme of Arrangement, the Company's steam turbine division was demerged into one of its wholly owned subsidiaries, Triveni Turbine Limited (TTL), and was listed on the NSE and BSE in 2011. The Company owned 21.85% of TTL's equity, until September 21, 2022 when the entire stake was divested with net proceeds of ₹ 1,593 crore.

On March 11, 2024, the Company acquired 25.43% equity stake in Sir Shadi Lal Enterprises Limited, (SSEL), followed by further acquisition of additional 36.34% stake on June 20, 2024. Consequently, SSEL has become a subsidiary of the Company with effect from June 20, 2024. The Company currently holds 61.77% equity stake in SSEL. SSEL is engaged in the business of manufacturing sugar, ethanol/alcohol with two manufacturing units in Uttar Pradesh.

For further information on the Company, its products and services please visit [www.trivenigroup.com](http://www.trivenigroup.com)

**Himanshu Sharma**  
**Triveni Engineering & Industries Ltd**  
Ph: +91 120 4308000  
E-mail: [ir@trivenigroup.com](mailto:ir@trivenigroup.com)

**Gavin Desa/ Rishab Barar**  
**CDR India**  
Ph: +91 22 6645 1237 / 1235  
E-mail: [gavin@cdr-india.com](mailto:gavin@cdr-india.com) | [rishab@cdr-india.com](mailto:rishab@cdr-india.com)

**Note:**

*Certain statements in this document may be forward-looking statements. Such forward-looking statements are subject to certain risks and uncertainties like government actions, local political or economic developments, technological risks, and many other factors that could cause our actual results to differ materially from those contemplated by the relevant forward-looking statements. Triveni Engineering & Industries Ltd. will not be in any way responsible for any action taken based on such statements and undertakes no obligation to publicly update these forward-looking statements to reflect subsequent events or circumstances.*

# TRIVENI ENGINEERING & INDUSTRIES LIMITED


Regd. Office : A-44, Hosiery Complex, Phase-II Extension, Noida, Uttar Pradesh - 201 305  
 Corp. Office : 8th Floor, Express Trade Towers, 15-16, Sector-16A, Noida, Uttar Pradesh - 201 301  
 CIN : L15421UP1932PLC022174

## Statement of Standalone Unaudited Financial Results for the Quarter ended June 30, 2025

(₹ in crores, except per share data)

Particulars	3 Months ended			Year ended
	30/Jun/2025 (Unaudited)	31/Mar/2025 (Audited) (refer note 5)	30/Jun/2024 (Unaudited)	31/Mar/2025 (Audited)
1 Revenue from operations	1881.70	1845.29	1533.63	6655.40
2 Other income	14.40	11.67	6.75	44.95
<b>Total income</b>	<b>1896.10</b>	<b>1856.96</b>	<b>1540.38</b>	<b>6700.35</b>
3 Expenses				
(a) Cost of materials consumed	547.17	1982.67	480.82	4082.25
(b) Purchases of stock-in-trade	5.66	7.86	8.41	27.08
(c) Changes in inventories of finished goods, stock-in-trade and work-in-progress	661.70	(1026.84)	510.01	(83.11)
(d) Excise duty on sale of goods	356.24	295.99	233.35	1118.70
(e) Employee benefits expense	103.72	122.47	95.17	415.37
(f) Finance costs	31.59	24.01	24.33	67.80
(g) Depreciation and amortisation expense	33.10	30.86	28.65	120.00
(h) Other expenses	156.29	180.76	118.04	614.62
<b>Total expenses</b>	<b>1895.47</b>	<b>1617.78</b>	<b>1498.78</b>	<b>6362.71</b>
<b>4 Profit/(loss) from continuing operations before exceptional items and tax</b>	<b>0.63</b>	<b>239.18</b>	<b>41.60</b>	<b>337.64</b>
5 Exceptional items (net) - income/ (expense)	-	-	-	-
<b>6 Profit/(loss) from continuing operations before tax</b>	<b>0.63</b>	<b>239.18</b>	<b>41.60</b>	<b>337.64</b>
7 Tax expense				
(a) Current tax	0.15	52.59	9.61	74.75
(b) Deferred tax	0.02	11.55	1.12	14.47
<b>Total tax expense</b>	<b>0.17</b>	<b>64.14</b>	<b>10.73</b>	<b>89.22</b>
<b>8 Profit/(loss) from continuing operations after tax</b>	<b>0.46</b>	<b>175.04</b>	<b>30.87</b>	<b>248.42</b>
9 Profit/(loss) from discontinued operations	-	-	-	-
10 Tax expense of discontinued operations	-	-	-	-
11 Profit/(loss) from discontinued operations (after tax)	-	-	-	-
<b>12 Profit/(loss) for the period</b>	<b>0.46</b>	<b>175.04</b>	<b>30.87</b>	<b>248.42</b>
13 Other comprehensive income				
A (i) Items that will not be reclassified to profit or loss	-	(1.22)	(5.34)	(6.56)
A (ii) Income tax relating to items that will not be reclassified to profit or loss	-	(0.31)	(0.61)	(0.92)
B (i) Items that will be reclassified to profit or loss	0.45	0.82	0.10	(0.28)
B (ii) Income tax relating to items that will be reclassified to profit or loss	0.12	0.20	0.03	(0.07)
<b>Other comprehensive income for the period, net of tax</b>	<b>0.33</b>	<b>(0.29)</b>	<b>(4.66)</b>	<b>(5.85)</b>
<b>14 Total comprehensive income for the period</b>	<b>0.79</b>	<b>174.75</b>	<b>26.21</b>	<b>242.57</b>
15 Paid up equity share capital (face value ₹ 1/-)	21.89	21.89	21.89	21.89
16 Other equity				3084.72
17 Earnings/(loss) per share of ₹ 1/- each (not annualised)				
(a) Basic (in ₹)	0.02	8.00	1.41	11.35
(b) Diluted (in ₹)	0.02	8.00	1.41	11.35

See accompanying notes to the standalone financial results






# TRIVENI ENGINEERING & INDUSTRIES LIMITED

Standalone Unaudited Segment wise Revenue, Results, Assets and Liabilities for the Quarter ended June 30, 2025

(₹ in crores)

Particulars	3 Months ended			Year ended
	30/Jun/2025 (Unaudited)	31/Mar/2025 (Audited) (refer note 5)	30/Jun/2024 (Unaudited)	31/Mar/2025 (Audited)
<b>1 Segment Revenue</b>				
<b>(a) Sugar &amp; Allied Businesses</b>				
Sugar	1076.72	985.97	999.48	3802.90
Distillery	784.35	747.64	522.38	2585.96
	<b>1861.07</b>	<b>1733.61</b>	<b>1521.86</b>	<b>6388.86</b>
<b>(b) Engineering Businesses</b>				
Power transmission	50.29	139.59	54.78	369.89
Water	54.06	93.66	50.65	233.38
	<b>104.35</b>	<b>233.25</b>	<b>105.43</b>	<b>603.27</b>
<b>(c) Others</b>	<b>53.81</b>	<b>52.11</b>	<b>47.78</b>	<b>199.80</b>
<b>Total Segment revenue</b>	<b>2019.23</b>	<b>2018.97</b>	<b>1675.07</b>	<b>7191.93</b>
Less : Inter segment revenue	137.53	173.68	141.44	536.53
<b>Total Revenue from operations</b>	<b>1881.70</b>	<b>1845.29</b>	<b>1533.63</b>	<b>6655.40</b>
<b>2 Segment Results</b>				
<b>(a) Sugar &amp; Allied Businesses</b>				
Sugar	4.78	201.12	37.08	265.04
Distillery	25.05	24.01	19.58	46.14
	<b>29.83</b>	<b>225.13</b>	<b>56.66</b>	<b>311.18</b>
<b>(b) Engineering Businesses</b>				
Power transmission	12.04	46.45	18.20	126.80
Water	2.73	13.16	6.28	34.28
	<b>14.77</b>	<b>59.61</b>	<b>24.48</b>	<b>161.08</b>
<b>(c) Others</b>	<b>0.06</b>	<b>0.48</b>	<b>(0.05)</b>	<b>0.00</b>
<b>Total Segment results</b>	<b>44.66</b>	<b>285.22</b>	<b>81.09</b>	<b>472.26</b>
Less :				
(i) Finance costs	31.59	24.01	24.33	67.80
(ii) Other unallocable expenditure net of unallocable income	12.44	22.03	15.16	66.82
<b>Total Profit/(loss) before tax</b>	<b>0.63</b>	<b>239.18</b>	<b>41.60</b>	<b>337.64</b>
<b>3 Segment Assets</b>				
<b>(a) Sugar &amp; Allied Businesses</b>				
Sugar	2601.38	3270.19	2546.68	3270.19
Distillery	1247.26	1186.29	1220.71	1186.29
	<b>3848.64</b>	<b>4456.48</b>	<b>3767.39</b>	<b>4456.48</b>
<b>(b) Engineering Businesses</b>				
Power transmission	403.25	372.66	218.28	372.66
Water	440.10	447.13	391.57	447.13
	<b>843.35</b>	<b>819.79</b>	<b>609.85</b>	<b>819.79</b>
<b>(c) Others</b>	<b>12.20</b>	<b>9.47</b>	<b>11.37</b>	<b>9.47</b>
<b>Total Segment assets</b>	<b>4704.19</b>	<b>5285.74</b>	<b>4388.61</b>	<b>5285.74</b>
Add : Unallocable assets	452.81	394.27	294.45	394.27
<b>Total Assets</b>	<b>5157.00</b>	<b>5680.01</b>	<b>4683.06</b>	<b>5680.01</b>
<b>4 Segment Liabilities</b>				
<b>(a) Sugar &amp; Allied Businesses</b>				
Sugar	99.35	324.06	96.25	324.06
Distillery	116.79	97.63	129.65	97.63
	<b>216.14</b>	<b>421.69</b>	<b>225.90</b>	<b>421.69</b>
<b>(b) Engineering Businesses</b>				
Power transmission	101.74	103.93	73.37	103.93
Water	141.72	168.47	135.18	168.47
	<b>243.46</b>	<b>272.40</b>	<b>208.55</b>	<b>272.40</b>
<b>(c) Others</b>	<b>1.60</b>	<b>2.28</b>	<b>1.81</b>	<b>2.28</b>
<b>Total Segment liabilities</b>	<b>461.20</b>	<b>696.37</b>	<b>436.26</b>	<b>696.37</b>
Add : Unallocable liabilities	1588.41	1877.03	1334.61	1877.03
<b>Total Liabilities</b>	<b>2049.61</b>	<b>2573.40</b>	<b>1770.87</b>	<b>2573.40</b>






## TRIVENI ENGINEERING & INDUSTRIES LIMITED

### Notes to the Standalone Unaudited Financial Results for the Quarter ended June 30, 2025

1. The above financial results have been prepared in accordance with the principles and procedures of the Indian Accounting Standards ('Ind AS') notified under section 133 of the Companies Act, 2013, Companies (Indian Accounting Standards) Rules, 2015 (as amended) and relevant guidelines issued by the Securities and Exchange Board of India (SEBI).
2. In view of the seasonality of the Sugar Business, the performance results may vary from quarter to quarter.
3. The Board at its meeting held on December 10, 2024 has, subject to necessary approvals, considered and approved a Composite Scheme of Arrangement amongst Triveni Engineering & Industries Limited ('TEIL'), Sir Shadi Lal Enterprises Limited ('SSLEL') and Triveni Power Transmission Limited ('TPTL') and their respective shareholders and their respective creditors under Section 230 to 232 and other applicable provisions, if any, of the Companies Act, 2013 read with the rules made thereunder (the "Scheme") for amalgamation of SSLEL into TEIL and demerger of Power Transmission Business ('PTB') of TEIL into TPTL. The approval/no-objection of Stock Exchanges to the Scheme on the application filed by the Company is awaited.
4. The nine judges constitutional bench of the Hon'ble Supreme Court of India had in October'2024, in the case of State of Uttar Pradesh v. Lalta Prasad Vaish, held that the States have powers to regulate industrial alcohol ("Supreme Court Judgement"). Pursuant to this judgement, excise authorities of the State of Uttar Pradesh have started serving notices / demands to recover export pass fee pertaining to the period from August 25, 2018 to June 30, 2025 from the distilleries for transportation of denatured alcohol, under the Uttar Pradesh Excise Import, Export, Transport and Possession of Denatured Spirit (Twenty Fourth Amendment) Rules, 2004 ("2004 Rules"). Such action of the excise authorities has been challenged by the U.P. Sugar Mills Association on behalf of all its members by filing a writ petition before the Hon'ble High Court of Allahabad. The challenge has been made on various grounds, inter-alia on the fact that the Hon'ble High Court of Allahabad had earlier struck down the subject 2004 Rules and the special leave petition filed by the State before the Hon'ble Supreme Court was also dismissed. Consequently, 2004 Rules ceased to exist and are, therefore, not capable of automatic revival even after the Supreme Court Judgement. In view of this position of law, there exists no legislation as on date that provides the State with powers to make such demand. The impact of the aforesaid matter on the Company for the aforesaid period is ₹ 46.78 crores and in view of the legal position, the Company has presently considered it as contingent in nature.
5. The figures of the quarter ended March 31, 2025 are the balancing figures between the audited figures in respect of the full financial year and the published unaudited year to date figures till the third quarter of the financial year, which were subjected to a limited review by the Statutory Auditors of the Company.
6. The figures of the previous period under various heads have been regrouped to the extent necessary.
7. The above unaudited standalone financial results of the Company for the quarter ended June 30, 2025 have been reviewed and recommended for adoption by the Audit Committee and approved by the Board of Directors of the Company at their respective meetings held on July 29, 2025. The Statutory Auditors have carried out a limited review of the above financial results.



For Triveni Engineering & Industries Limited

Dhruv M. Sawhney  
Chairman & Managing Director

Place : Noida

Date : July 29, 2025



# TRIVENI ENGINEERING & INDUSTRIES LIMITED


Regd. Office : A-44, Hosiery Complex, Phase-II Extension, Noida, Uttar Pradesh - 201 305  
Corp. Office : 8th Floor, Express Trade Towers, 15-16, Sector-16A, Noida, Uttar Pradesh - 201 301  
CIN : L15421UP1932PLC022174

## Statement of Consolidated Unaudited Financial Results for the Quarter ended June 30, 2025

(₹ in crores, except per share data)

Particulars	3 Months ended			Year ended
	30/Jun/2025 (Unaudited)	31/Mar/2025 (Audited) (refer note 7)	30/Jun/2024 (Unaudited)	31/Mar/2025 (Audited)
1 Revenue from operations	1954.46	1925.28	1534.03	6807.94
2 Other income	22.98	9.25	10.81	57.64
<b>Total income</b>	<b>1977.44</b>	<b>1934.53</b>	<b>1544.84</b>	<b>6865.58</b>
3 Expenses				
(a) Cost of materials consumed	593.24	2173.82	480.81	4332.59
(b) Purchases of stock-in-trade	5.66	7.86	8.40	27.08
(c) Changes in inventories of finished goods, stock-in-trade and work-in-progress	678.09	(1180.58)	510.01	(227.06)
(d) Excise duty on sale of goods	356.24	295.99	233.35	1118.70
(e) Employee benefits expense	110.46	131.38	96.03	438.52
(f) Finance costs	38.15	30.11	26.41	83.45
(g) Depreciation and amortisation expense	35.37	32.11	28.89	126.16
(h) Other expenses	157.27	188.69	119.19	642.00
<b>Total expenses</b>	<b>1974.48</b>	<b>1679.38</b>	<b>1503.09</b>	<b>6541.44</b>
<b>4 Profit/(loss) from continuing operations before share of profit/(loss) of joint ventures, exceptional items and tax</b>	<b>2.96</b>	<b>255.15</b>	<b>41.75</b>	<b>324.14</b>
5 Share of profit/(loss) of joint ventures	(0.10)	0.02	0.01	0.09
<b>6 Profit/(loss) from continuing operations before exceptional items and tax</b>	<b>2.86</b>	<b>255.17</b>	<b>41.76</b>	<b>324.23</b>
7 Exceptional items (net) - income/(expense)	-	-	-	-
<b>8 Profit/(loss) from continuing operations before tax</b>	<b>2.86</b>	<b>255.17</b>	<b>41.76</b>	<b>324.23</b>
9 Tax expense				
(a) Current tax	2.71	52.93	9.85	75.75
(b) Deferred tax	(1.95)	15.12	0.92	10.22
<b>Total tax expense</b>	<b>0.76</b>	<b>68.05</b>	<b>10.77</b>	<b>85.97</b>
<b>10 Profit/(loss) from continuing operations after tax</b>	<b>2.10</b>	<b>187.12</b>	<b>30.99</b>	<b>238.26</b>
11 Profit/(loss) from discontinued operations	-	-	-	-
12 Tax expense of discontinued operations	-	-	-	-
13 Profit/(loss) from discontinued operations (after tax)	-	-	-	-
<b>14 Profit/(loss) for the period</b>	<b>2.10</b>	<b>187.12</b>	<b>30.99</b>	<b>238.26</b>
Profit/(loss) for the period attributable to:				
(a) Owners of the Company	4.41	183.00	31.27	243.19
(b) Non-controlling interests	(2.31)	4.12	(0.28)	(4.93)
15 Other comprehensive income				
A (i) Items that will not be reclassified to profit or loss	0.30	(1.36)	(5.34)	(7.60)
A (ii) Income tax relating to items that will not be reclassified to profit or loss	0.08	(0.57)	(0.61)	(1.18)
B (i) Items that will be reclassified to profit or loss	0.45	0.81	0.10	(0.29)
B (ii) Income tax relating to items that will be reclassified to profit or loss	0.12	0.39	0.03	(0.07)
<b>Other comprehensive income for the period, net of tax</b>	<b>0.55</b>	<b>(0.37)</b>	<b>(4.66)</b>	<b>(6.64)</b>
Other comprehensive income for the period, net of tax attributable to:				
(a) Owners of the Company	0.46	(0.34)	(4.66)	(6.34)
(b) Non-controlling interests	0.09	(0.03)	-	(0.30)
<b>16 Total comprehensive income for the period</b>	<b>2.65</b>	<b>186.75</b>	<b>26.33</b>	<b>231.62</b>
Total comprehensive income for the period attributable to:				
(a) Owners of the Company	4.87	182.66	26.61	236.85
(b) Non-controlling interests	(2.22)	4.09	(0.28)	(5.23)
17 Paid up equity share capital (face value ₹ 1/-)	21.89	21.89	21.89	21.89
18 Other equity				3089.28
19 Earnings per share of ₹ 1/- each (not annualised)				
(a) Basic (in ₹)	0.20	8.55	1.42	10.88
(b) Diluted (in ₹)	0.20	8.55	1.42	10.88

See accompanying notes to the consolidated financial results






# TRIVENI ENGINEERING & INDUSTRIES LIMITED

Consolidated Unaudited Segment wise Revenue, Results, Assets and Liabilities for the Quarter ended June 30, 2025

(₹ in crores)

Particulars	3 Months ended			Year ended
	30/Jun/2025 (Unaudited)	31/Mar/2025 (Audited) (refer note 7)	30/Jun/2024 (Unaudited)	31/Mar/2025 (Audited)
<b>1 Segment Revenue</b>				
(a) Sugar & Allied Businesses				
Sugar	1169.57	1078.69	999.48	3966.95
Distillery	784.35	747.54	522.38	2592.19
	<b>1953.92</b>	<b>1826.23</b>	<b>1521.86</b>	<b>6559.14</b>
(b) Engineering Businesses				
Power transmission	50.29	139.59	54.78	369.89
Water	54.29	94.02	51.05	234.23
	<b>104.58</b>	<b>233.61</b>	<b>105.83</b>	<b>604.12</b>
(c) Others	<b>53.81</b>	<b>52.11</b>	<b>47.78</b>	<b>199.80</b>
<b>Total Segment revenue</b>	<b>2112.31</b>	<b>2111.95</b>	<b>1675.47</b>	<b>7363.06</b>
Less : Inter segment revenue	157.85	186.67	141.44	555.12
<b>Total Revenue from operations</b>	<b>1954.46</b>	<b>1925.28</b>	<b>1534.03</b>	<b>6807.94</b>
<b>2 Segment Results</b>				
(a) Sugar & Allied Businesses				
Sugar	7.58	223.58	36.49	266.50
Distillery	23.10	23.34	19.28	39.67
	<b>30.68</b>	<b>246.92</b>	<b>55.77</b>	<b>306.17</b>
(b) Engineering Businesses				
Power transmission	12.04	46.45	18.20	126.80
Water	10.97	13.07	6.11	32.78
	<b>23.01</b>	<b>59.52</b>	<b>24.31</b>	<b>159.58</b>
(c) Others	<b>0.06</b>	<b>0.48</b>	<b>(0.05)</b>	<b>-</b>
<b>Total Segment results</b>	<b>53.75</b>	<b>306.92</b>	<b>80.03</b>	<b>465.75</b>
Less :				
(i) Finance costs	38.15	30.11	26.41	83.45
(ii) Share of (profit)/loss of joint ventures	0.10	(0.02)	(0.01)	(0.09)
(iii) Other unallocable expenditure net of unallocable income	12.64	21.66	11.87	58.16
<b>Total Profit/(loss) before tax</b>	<b>2.86</b>	<b>255.17</b>	<b>41.76</b>	<b>324.23</b>
<b>3 Segment Assets</b>				
(a) Sugar & Allied Businesses				
Sugar	3050.85	3738.57	2593.53	3738.57
Distillery	1418.38	1358.35	1292.53	1358.35
	<b>4469.23</b>	<b>5096.92</b>	<b>3886.06</b>	<b>5096.92</b>
(b) Engineering Businesses				
Power transmission	403.25	372.66	218.28	372.66
Water	617.75	617.01	561.05	617.01
	<b>1021.00</b>	<b>989.67</b>	<b>779.33</b>	<b>989.67</b>
(c) Others	<b>12.20</b>	<b>9.48</b>	<b>11.37</b>	<b>9.48</b>
<b>Total Segment assets</b>	<b>5502.43</b>	<b>6096.07</b>	<b>4676.76</b>	<b>6096.07</b>
Add : Unallocable assets	168.59	146.10	404.17	146.10
<b>Total Assets</b>	<b>5671.02</b>	<b>6242.17</b>	<b>5080.93</b>	<b>6242.17</b>
<b>4 Segment Liabilities</b>				
(a) Sugar & Allied Businesses				
Sugar	221.89	523.72	388.45	523.72
Distillery	133.54	114.76	148.83	114.76
	<b>355.43</b>	<b>638.48</b>	<b>537.28</b>	<b>638.48</b>
(b) Engineering Businesses				
Power transmission	101.74	103.93	73.37	103.93
Water	155.26	182.42	150.12	182.42
	<b>257.00</b>	<b>286.35</b>	<b>223.49</b>	<b>286.35</b>
(c) Others	<b>1.60</b>	<b>2.28</b>	<b>1.81</b>	<b>2.28</b>
<b>Total Segment liabilities</b>	<b>614.03</b>	<b>927.11</b>	<b>762.58</b>	<b>927.11</b>
Add : Unallocable liabilities	1894.71	2155.44	1466.44	2155.44
<b>Total Liabilities</b>	<b>2508.74</b>	<b>3082.55</b>	<b>2229.02</b>	<b>3082.55</b>






# TRIVENI ENGINEERING & INDUSTRIES LIMITED

## Notes to the Consolidated Unaudited Financial Results for the Quarter ended June 30, 2025

1. The above financial results have been prepared in accordance with the principles and procedures of the Indian Accounting Standards ('Ind AS') notified under section 133 of the Companies Act, 2013, Companies (Indian Accounting Standards) Rules, 2015 (as amended) and relevant guidelines issued by the Securities and Exchange Board of India (SEBI).
2. In view of the seasonality of the Sugar Business, the performance results may vary from quarter to quarter.
3. The Company had during the previous year acquired majority equity stake of Sir Shadi Lal Enterprises Limited ('SSLEL') thereby SSLEL became a subsidiary of the Company w.e.f. June 20, 2024. The financial results of the previous period(s) include the results of SSLEL for the period starting from June 21, 2024 (i.e., for the period post becoming a subsidiary of the Company) and resultantly, the figures for the current quarter are not comparable with corresponding quarter of previous year.
4. The Board at its meeting held on December 10, 2024 has, subject to necessary approvals, considered and approved a Composite Scheme of Arrangement amongst Triveni Engineering & Industries Limited ('TEIL'), Sir Shadi Lal Enterprises Limited ('SSLEL') and Triveni Power Transmission Limited ('TPTL') and their respective shareholders and their respective creditors under Section 230 to 232 and other applicable provisions, if any, of the Companies Act, 2013 read with the rules made thereunder (the "Scheme") for amalgamation of SSLEL into TEIL and demerger of Power Transmission Business ('PTB') of TEIL into TPTL. The approval/no-objection of Stock Exchanges to the Scheme on the application filed by the Company is awaited.
5. The nine judges constitutional bench of the Hon'ble Supreme Court of India had in October'2024, in the case of State of Uttar Pradesh v. Lalta Prasad Vaish, held that the States have powers to regulate industrial alcohol ("Supreme Court Judgement"). Pursuant to this judgement, excise authorities of the State of Uttar Pradesh have started serving notices / demands to recover export pass fee pertaining to the period from August 25, 2018 to June 30, 2025 from the distilleries for transportation of denatured alcohol, under the Uttar Pradesh Excise Import, Export, Transport and Possession of Denatured Spirit (Twenty Fourth Amendment) Rules, 2004 ("2004 Rules"). Such action of the excise authorities has been challenged by the U.P. Sugar Mills Association on behalf of all its members by filing a writ petition before the Hon'ble High Court of Allahabad. The challenge has been made on various grounds, inter-alia on the fact that the Hon'ble High Court of Allahabad had earlier struck down the subject 2004 Rules and the special leave petition filed by the State before the Hon'ble Supreme Court was also dismissed. Consequently, 2004 Rules ceased to exist and are, therefore, not capable of automatic revival even after the Supreme Court Judgement. In view of this position of law, there exists no legislation as on date that provides the State with powers to make such demand. The impact of the aforesaid matter on the Group for the aforesaid period is ₹ 53.88 crores and in view of the legal position, the Group has presently considered it as contingent in nature.
6. The standalone audited financial results of the Company are available on the Company's website ([www.trivenigroup.com](http://www.trivenigroup.com)), website of BSE ([www.bseindia.com](http://www.bseindia.com)) and NSE ([www.nseindia.com](http://www.nseindia.com)). Summarised standalone financial performance of the Company is as under :

Particulars	3 Months ended			(₹ in crores)
	30/Jun/2025 (Unaudited)	31/Mar/2025 (Audited) (refer note 7)	30/Jun/2024 (Unaudited)	Year ended 31/Mar/2025 (Audited)
Income from operations	1881.70	1845.29	1533.63	6655.40
Profit/(loss) before tax (after exceptional items)	0.63	239.18	41.60	337.64
Profit/(loss) after tax (after exceptional items)	0.46	175.04	30.87	248.42
Total comprehensive income	0.79	174.75	26.21	242.57







7. The figures of the quarter ended March 31, 2025 are the balancing figures between the audited figures in respect of the full financial year and the published unaudited year to date figures till the third quarter of the financial year, which were subjected to a limited review by the Statutory Auditors of the Company.
8. The figures of the previous period under various heads have been regrouped to the extent necessary.
9. The above unaudited consolidated financial results of the Company for the quarter ended June 30, 2025 have been reviewed and recommended for adoption by the Audit Committee and approved by the Board of Directors of the Company at their respective meetings held on July 29, 2025. The Statutory Auditors have carried out a limited review of the above financial results.

For Triveni Engineering & Industries Limited

Place : Noida  
Date : July 29, 2025



  
Dhruv M. Sawhney  
Chairman & Managing Director



# TRIVENI ENGINEERING & INDUSTRIES LIMITED

Regd. Office : A-44, Hosiery Complex, Phase-II Extension, Noida, Uttar Pradesh - 201 305  
 Corp. Office : 8th Floor, Express Trade Towers, 15-16, Sector-16A, Noida, Uttar Pradesh - 201 301  
 Website : [www.trivenigroup.com](http://www.trivenigroup.com)  
 CIN : L15421UP1932PLC022174

## Statement of Consolidated Unaudited Financial Results for the Quarter ended June 30, 2025

(₹ in crores, except per share data)

Particulars	3 Months ended		Year ended
	30/Jun/2025 (Unaudited)	30/Jun/2024 (Unaudited)	31/Mar/2025 (Audited)
Total Income from operations	1954.46	1534.03	6807.94
Net Profit/(loss) for the period (before tax and exceptional items)	2.86	41.76	324.23
Net Profit/(loss) for the period before tax (after exceptional items)	2.86	41.76	324.23
Net Profit/(loss) for the period after tax (after exceptional items)	2.10	30.99	238.26
Total comprehensive income for the period [Comprising Profit/(loss) for the period (after tax) and other comprehensive income (after tax)]	2.65	26.33	231.62
Equity share capital	21.89	21.89	21.89
Other equity			3089.28
Earnings per share of ₹ 1/- each (not annualised)			
(a) Basic (in ₹)	0.20	1.42	10.88
(b) Diluted (in ₹)	0.20	1.42	10.88

### Notes :


1. Summarised Standalone Unaudited Financial Performance of the Company is as under :

(₹ in crores)

Particulars	3 Months ended		Year ended
	30/Jun/2025 (Unaudited)	30/Jun/2024 (Unaudited)	31/Mar/2025 (Audited)
Total Income from operations	1881.70	1533.63	6655.40
Profit/(loss) before tax (after exceptional items)	0.63	41.60	337.64
Profit/(loss) after tax (after exceptional items)	0.46	30.87	248.42
Total comprehensive income	0.79	26.21	242.57

2. The financial results of the previous period(s) include the results of Sir Shadi Lal Enterprises Limited for the period starting from June 21, 2024 (i.e., for the period post becoming a subsidiary of the Company) and resultantly, the figures for the current quarter are not comparable with corresponding quarter of previous year.
3. The Board at its meeting held on December 10, 2024 has, subject to necessary approvals, considered and approved a Composite Scheme of Arrangement amongst Triveni Engineering & Industries Limited ('TEIL'), Sir Shadi Lal Enterprises Limited ('SLEL') and Triveni Power Transmission Limited ('TPTL') and their respective shareholders and their respective creditors under Section 230 to 232 and other applicable provisions, if any, of the Companies Act, 2013 read with the rules made thereunder (the "Scheme") for amalgamation of SLEL into TEIL and demerger of Power Transmission Business ('PTB') of TEIL into TPTL. The approval/no-objection of Stock Exchanges to the Scheme on the application filed by the Company is awaited.
4. The above is an extract of the detailed format of financial results for the quarter ended June 30, 2025 filed with the Stock Exchanges under Regulation 33 of the SEBI (LODR) Regulations, 2015. The full format of the financial results for the quarter ended June 30, 2025 are available on the websites of Stock Exchange(s) ([www.bseindia.com](http://www.bseindia.com) and [www.nseindia.com](http://www.nseindia.com)) and on the website of Company ([www.trivenigroup.com](http://www.trivenigroup.com)).

For Triveni Engineering & Industries Limited



*[Signature]*

Dhruv M. Sawhney  
 Chairman & Managing Director

Place : Noida  
 Date : July 29, 2025