

By E-filing

REF:TEIL:SE:

Date: 12th February, 2018

The Deputy General Manager Department of Corporate Services, BSE Limited 1 st Floor, New Trading Ring, Rotunda Building, P.J. Tower, Dalal Street, Fort, MUMBAI - 400 001	The Asst. Vice President, Listing Department National Stock Exchange of India Ltd., Exchange Plaza, 5th Floor, Plot No. C/1, G Block, Bandra-Kurla Complex, Bandra (E), MUMBAI - 400 051
STOCK CODE: 532356	STOCK CODE: TRIVENI
Sub: Outcome of the Board Meeting held on February 12, 2018	

Dear Sirs,

This is to inform you that the Board of Directors of the Company at their meeting held today i.e. February 12, 2018 has considered and approved the Unaudited Financial Results (stand-alone and consolidated) for the 3rd quarter and nine months ended December 31, 2017.

The said stand-alone and consolidated financial results together with Limited Review Reports of M/s S.S. Kothari Mehta & Co., Chartered Accountants, Statutory Auditors of the Company thereon and the Newspaper publication issued by the Company are enclosed.


The meeting of the Board commenced at 11.30 a.m. and concluded at 3.30 p.m.

You are requested to please take the above on record and disseminate to all concern.

Thanking you,

Yours faithfully,

For Triveni Engineering & Industries Ltd.,



GEETA BHALLA
Group Vice President &
Company Secretary

Encl: As above

INDEPENDENT AUDITORS' LIMITED REVIEW REPORT ON UNAUDITED STANDALONE FINANCIAL RESULTS OF TRIVENI ENGINEERING & INDUSTRIES LIMITED

To

The Board of Directors of
Triveni Engineering & Industries Limited

1. We have reviewed the accompanying statement of unaudited standalone financial results of Triveni Engineering & Industries Limited ("the Company") for the quarter and nine months ended December 31, 2017 ("the Statement"), attached herewith, being submitted by the Company pursuant to the requirements of Regulation 33 of the SEBI (Listing Obligations and Disclosure Requirements) Regulations, 2015, read with SEBI Circular No CIR/CFD/FAC/62/2016 dated July 5, 2016.
2. The Statement which is the responsibility of the Company's Management and approved by the Board of Directors, has been prepared in accordance with the recognition and measurement principles laid down in the Indian Accounting Standard 34 "Interim Financial Reporting" ("Ind AS 34"), prescribed under section 133 of the Companies Act, 2013 read with relevant rules issued thereunder and other accounting principles generally accepted in India. Our responsibility is to issue a report on the Statement based on our review.
3. We conducted our review of the Statement in accordance with the Standard on Review Engagements (SRE) 2410, *Review of Interim Financial Information Performed by the Independent Auditor of the Entity* issued by the Institute of Chartered Accountants of India. This standard requires that we plan and perform the review to obtain moderate assurance as to whether the Statement is free of material misstatement. A review is limited primarily to inquiries of company personnel and analytical procedures applied to financial data and thus provides less assurance than an audit. We have not performed an audit and, accordingly, we do not express an audit opinion.
4. Based on our review conducted as above, nothing has come to our attention that causes us to believe that the accompanying statement of unaudited standalone financial results prepared in accordance with the applicable Indian Accounting Standards prescribed under section 133 of the Companies Act, 2013 read with relevant rules issued thereunder and other recognized accounting practices and policies has not disclosed the information required to be disclosed in terms of Regulation 33 of the SEBI (Listing Obligations and Disclosure Requirements) Regulations, 2015, read with SEBI Circular No CIR/CFD/FAC/62/2016 dated July 5, 2016, including the manner in which it is to be disclosed, or that it contains any material misstatement.



5. The unaudited standalone financial results of the Company for the quarter and nine months ended December 31, 2016 included in the Statement was reviewed by the predecessor auditors who issued their unmodified review report dated February 9, 2017. The audited standalone financial results of the Company for the year ended March 31, 2017 included in the Statement was audited by the predecessor auditors, who issued their unmodified audit report dated May 20, 2017. Our review report is not modified in respect of this matter.

For S S Kothari Mehta & Co.

Chartered Accountants

ICAI Registration No. 000756N


Yogesh K Gupta

Partner

Membership No. 093214



Place: Noida

Dated: 12/02/2018


TRIVENI ENGINEERING & INDUSTRIES LIMITED
 Regd. Office : Deoband, Distt. Saharanpur, Uttar Pradesh 247 554
 Corp. Office : 8th Floor, Express Trade Towers, 15-16, Sector-16A, Noida, U.P - 201 301
 CIN : L15421UP1932PLC022174

Statement of Standalone Unaudited Financial Results for the Quarter and Nine Months ended December 31, 2017

(₹ in lakhs, except per share data)

Particulars	3 Months ended			9 Months ended		Year ended
	31/Dec/2017 (Unaudited)	30/Sep/2017 (Unaudited)	31/Dec/2016 (Unaudited)	31/Dec/2017 (Unaudited)	31/Dec/2016 (Unaudited)	31/Mar/2017 (Audited)
1 Revenue from operations (refer note 3)	77255	106075	72368	267759	202936	296687
2 Other income	665	790	400	1695	2021	3037
Total income	77920	106865	72768	269454	204957	299724
3 Expenses						
(a) Cost of materials consumed	96659	3683	77692	117716	84054	206446
(b) Purchases of stock-in-trade	488	243	442	1097	1019	1537
(c) Changes in inventories of finished goods, stock-in-trade and work-in-progress	(45870)	80944	(36342)	78561	48845	(23951)
(d) Excise duty on sale of goods (refer note 3)	-	-	3572	4168	9927	14232
(e) Employee benefits expense	5343	4570	4748	14374	13569	18771
(f) Finance costs	711	2077	2282	6467	9398	12656
(g) Depreciation and amortisation expense	1390	1378	1410	4142	4103	5721
(h) Off-season expenses (net) (refer note 2)	3100	(5935)	2474	(7340)	(8402)	-
(i) Other expenses	8201	5789	7042	20112	18668	27493
Total expenses	70022	92749	63320	239297	181181	262905
4 Profit from continuing operations before exceptional items and tax	7898	14116	9448	30157	23776	36819
5 Exceptional items (net) - income/(expense)	-	-	-	-	-	(8547)
6 Profit from continuing operations before tax	7898	14116	9448	30157	23776	28272
7 Tax expense						
(a) Current tax	1879	3049	-	6696	-	2336
(b) Deferred tax	21	958	2565	1535	6146	2580
Total tax expense	1900	4007	2565	8231	6146	4916
8 Profit from continuing operations after tax	5998	10109	6883	21926	17630	23356
9 Profit/(loss) from discontinued operations	-	-	-	-	-	-
10 Tax expense of discontinued operations	-	-	-	-	-	-
11 Profit/(loss) from discontinued operations (after tax)	-	-	-	-	-	-
12 Profit for the period	5998	10109	6883	21926	17630	23356
13 Other comprehensive income						
A (i) Items that will not be reclassified to profit or loss	-	-	(26)	-	32	(686)
A (ii) Income tax relating to items that will not be reclassified to profit or loss	-	-	-	-	-	(237)
B (i) Items that will be reclassified to profit or loss	-	-	-	-	-	-
B (ii) Income tax relating to items that will be reclassified to profit or loss	-	-	-	-	-	-
Other comprehensive income for the period, net of tax	-	-	(26)	-	32	(449)
14 Total comprehensive income for the period	5998	10109	6857	21926	17662	22907
15 Paid up Equity Share Capital (face value ₹ 1/-)	2579	2579	2579	2579	2579	2579
16 Other Equity						75188
17 Earnings per share of ₹ 1/- each (not annualised)						
(a) Basic (in ₹)	2.33	3.92	2.67	8.50	6.84	9.06
(b) Diluted (in ₹)	2.33	3.92	2.67	8.50	6.84	9.06

See accompanying notes to the standalone financial results

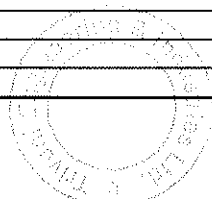


TRIVENI ENGINEERING & INDUSTRIES LIMITED

Standalone Unaudited Segment wise Revenue, Results, Assets and Liabilities for the Quarter and Nine Months ended December 31, 2017

(₹ in lakhs)

Particulars	3 Months ended			9 Months ended		Year ended
	31/Dec/2017 (Unaudited)	30/Sep/2017 (Unaudited)	31/Dec/2016 (Unaudited)	31/Dec/2017 (Unaudited)	31/Dec/2016 (Unaudited)	31/Mar/2017 (Audited)
1 Segment Revenue						
(a) Sugar Businesses						
Sugar	68235	97556	64638	241697	176776	261079
Co-Generation	7595	195	6647	11400	7982	18261
Distillery	2310	1680	3808	8191	12968	16796
	78140	99431	75093	261288	197726	296136
(b) Engineering Businesses						
Gears	2820	2792	1969	7003	5391	9216
Water	3480	3852	3875	10821	11502	18123
	6300	6644	5844	17824	16893	27339
(c) Others	1402	1798	1516	4507	3997	5618
Total Segment revenue	85842	107873	82453	283619	218616	329093
Less : Inter segment revenue	8587	1798	10085	15860	15680	32406
Total Revenue from operations	77255	106075	72368	267759	202936	296687
2 Segment Results						
(a) Sugar Businesses						
Sugar	3445	15546	8404	29536	25152	36492
Co-Generation	3653	124	2607	5147	3341	6942
Distillery	771	(361)	853	650	2897	4657
	7869	15309	11864	35333	31390	48091
(b) Engineering Businesses						
Gears	959	602	312	1655	761	1802
Water	(472)	(839)	(60)	(1640)	(49)	(275)
	487	(237)	252	15	712	1527
(c) Others	4	23	25	11	31	31
Total Segment results	8360	15095	12141	35359	32133	49649
Less :						
(i) Finance costs	711	2077	2282	6467	9398	12656
(ii) Exceptional items (net) - (income)/expense	-	-	-	-	-	8547
(iii) Other unallocable expenditure net of unallocable income	(249)	(1098)	411	(1265)	(1041)	174
Total Profit before tax	7898	14116	9448	30157	23776	28272
3 Segment Assets						
(a) Sugar Businesses						
Sugar	143396	101482	165142	143396	165142	225999
Co-Generation	15347	14972	20014	15347	20014	17940
Distillery	11071	12133	14100	11071	14100	17027
	169814	128587	199256	169814	199256	260966
(b) Engineering Businesses						
Gears	12539	11464	11808	12539	11808	12292
Water	20935	21891	21106	20935	21106	21590
	33474	33355	32914	33474	32914	33882
(c) Others	1655	2086	2119	1655	2119	2383
Total Segment Assets	204943	164028	234289	204943	234289	297231
Add : Unallocable assets	11672	11186	10802	11672	10802	7958
Total Assets	216615	175214	245091	216615	245091	305189
4 Segment Liabilities						
(a) Sugar Businesses						
Sugar	21111	10252	44011	21111	44011	36133
Co-Generation	364	347	1267	364	1267	356
Distillery	763	931	1283	763	1283	979
	22238	11530	46561	22238	46561	37468
(b) Engineering Businesses						
Gears	2488	1990	1823	2488	1823	1864
Water	9694	9972	8395	9694	8395	10025
	12182	11962	10218	12182	10218	11889
(c) Others	1289	1699	1858	1289	1858	1963
Total Segment Liabilities	35709	25191	58637	35709	58637	51320
Add : Unallocable liabilities	82014	57104	113893	82014	113893	176102
Total Liabilities	117723	82295	172530	117723	172530	227422




TRIVENI ENGINEERING & INDUSTRIES LIMITED

Notes to the Standalone Unaudited Financial Results for the Quarter and Nine Months ended December 31, 2017

1. In view of the seasonality of the Sugar Business, the performance results may vary from quarter to quarter.
2. For the purpose of nine months financial results, off-season expenses of sugar and co-generation units have been deferred for inclusion in the cost of production of the relevant products to be produced in the remaining part of the year.
3. Post the applicability of Goods and Service Tax (GST) with effect from July 1, 2017, revenue from operations are disclosed net of GST. Accordingly, the revenue from operations and excise duty expenses for the quarter and nine months ended December 31, 2017 are not comparable with the previous periods presented in the results.
4. The above results were reviewed and recommended for adoption by the Audit Committee and approved by the Board of Directors of the Company at their respective meetings held on February 12, 2018. The statutory auditors have carried out a limited review of the above financial results.

For Triveni Engineering & Industries Limited



Place : Noida
Date : February 12, 2018

A handwritten signature in black ink, appearing to read 'D Sawhney', written over a horizontal line.

Dhruv M. Sawhney
Chairman & Managing Director

INDEPENDENT AUDITORS' LIMITED REVIEW REPORT ON UNAUDITED CONSOLIDATED FINANCIAL RESULTS OF TRIVENI ENGINEERING & INDUSTRIES LIMITED

To
The Board of Directors of
Triveni Engineering & Industries Limited

1. We have reviewed the accompanying statement of unaudited consolidated financial results of Triveni Engineering & Industries Limited ("the Company") comprising its subsidiaries (together referred to as "the Group") and its associates, for the quarter and nine months ended December 31, 2017 ("the Statement"), attached herewith, being submitted by the Company pursuant to the requirement of Regulation 33 of the SEBI (Listing Obligations and Disclosure Requirements) Regulations, 2015, read with SEBI Circular No CIR/CFD/FAC/62/2016 dated July 5, 2016.
2. The Statement which is the responsibility of the Company's Management and approved by the Board of Directors, has been prepared in accordance with the recognition and measurement principles laid down in the Indian Accounting Standard 34 "Interim Financial Reporting" ("Ind AS 34"), prescribed under section 133 of the Companies Act, 2013 read with relevant rules issued thereunder and other accounting principles generally accepted in India. Our responsibility is to issue a report on the Statement based on our review.
3. The Statement includes the Financial Results of the following entities:
Subsidiaries:
 - a. Triveni Engineering Limited
 - b. Triveni Energy Systems Limited
 - c. Triveni Entertainment Limited
 - d. Triveni Sugar Limited
 - e. Triveni Industries Limited
 - f. Svastida Projects LimitedAssociates:
 - a. Triveni Turbine Limited
 - b. Aqwise-Wise Water Technologies Limited
4. We conducted our review of the Statement in accordance with the Standard on Review Engagements (SRE) 2410, *Review of Interim Financial Information Performed by the Independent Auditor of the Entity* issued by the Institute of Chartered Accountants of India. This standard requires that we plan and perform the review to obtain moderate assurance as to whether the Statement is free of material misstatement. A review is limited primarily to inquiries of company personnel and analytical procedures applied to financial data and thus provides less assurance than an audit. We have not performed an audit and, accordingly, we do not express an audit opinion.



5. We did not review the financial statements/ financial information of six subsidiaries included in the Statement, whose financial statements/ financial information reflect total revenue (including other income) of **Rs. 1.37 Lakhs** and **Rs. 3.66 Lakhs** for the quarter and nine months ended December 31, 2017 respectively. The Statement also includes the Group's share of net profit (before other comprehensive income) of **Rs. 333 Lakhs** and other comprehensive income of **Rs. 94 Lakhs** for the quarter ended December 31, 2017 and net profit (before other comprehensive income) of **Rs. 1,063 Lakhs** and other comprehensive income of **Rs. 72 Lakhs** for the nine months ended December 31, 2017, in respect of two associates. The financial statements/ financial information of the above mentioned subsidiaries and associates are unaudited and accordingly, our review report on the Statement in so far as it relates to the amounts included in respect of above mentioned companies is based solely on the unaudited financial statements/ financial information which have been furnished to us. Our review report is not modified in respect of this matter.
6. Based on our review conducted as above, nothing has come to our attention that causes us to believe that the accompanying statement of unaudited consolidated financial results prepared in accordance with the applicable Indian Accounting Standards prescribed under section 133 of the Companies Act, 2013 read with relevant rules issued thereunder and other recognized accounting practices and policies has not disclosed the information required to be disclosed in terms of Regulation 33 of the SEBI (Listing Obligations and Disclosure Requirements) Regulations, 2015 read with SEBI Circular No CIR/CFD/FAC/62/2016 dated July 5, 2016, including the manner in which it is to be disclosed, or that it contains any material misstatement.
7. The consolidated financial results of the Company for the quarter and nine months ended December 31, 2016 included in the Statement was reviewed by the predecessor auditors who issued their unmodified review report dated February 9, 2017. The audited financial results of the Company for the year ended March 31, 2017 included in the Statement, was audited by the predecessor auditors, who issued their unmodified audit report dated May 20, 2017. Our review report is not modified in respect of this matter.

For S S Kothari Mehta & Co.
Chartered Accountants
ICAI Registration No. 000756N


Yogesh K Gupta
Partner
Membership No. 093214



Place: Noida
Dated: 12/02/2018

TRIVENI ENGINEERING & INDUSTRIES LIMITED
 Regd. Office : Deoband, Distt. Saharanpur, Uttar Pradesh 247 554
 Corp. Office : 8th Floor, Express Trade Towers, 15-16, Sector-16A, Noida, U.P - 201 301
 CIN : L15421UP1932PLC022174

Statement of Consolidated Unaudited Financial Results for the Quarter and Nine Months ended December 31, 2017

(₹ in lakhs, except per share data)

Particulars	3 Months ended			9 Months ended		Year ended
	31/Dec/2017 (Unaudited)	30/Sep/2017 (Unaudited)	31/Dec/2016 (Unaudited)	31/Dec/2017 (Unaudited)	31/Dec/2016 (Unaudited)	31/Mar/2017 (Audited)
1 Revenue from operations (refer note 3)	77255	106075	72368	267759	202936	296687
2 Other income	341	251	401	831	1697	2713
Total income	77596	106326	72769	268590	204633	299400
3 Expenses						
(a) Cost of materials consumed	96659	3683	77692	117716	84054	206446
(b) Purchases of stock-in-trade	488	243	442	1097	1019	1537
(c) Changes in inventories of finished goods, stock-in-trade and work-in-progress	(45870)	80944	(36342)	78561	48845	(23951)
(d) Excise duty on sale of goods (refer note 3)	-	-	3572	4168	9927	14232
(e) Employee benefits expense	5343	4570	4748	14374	13569	18771
(f) Finance costs	711	2077	2282	6467	9398	12656
(g) Depreciation and amortisation expense	1390	1378	1410	4142	4103	5721
(h) Off-season expenses (net) (refer note 2)	3100	(5935)	2474	(7340)	(8402)	-
(i) Other expenses	8201	5791	7045	20114	18671	27497
Total expenses	70022	92751	63323	239299	181184	262909
4 Profit from continuing operations before share of profit of associates, exceptional items and tax	7574	13575	9446	29291	23449	36491
5 Share of profit of associates	333	494	753	1063	1946	2268
6 Profit from continuing operations before exceptional items and tax	7907	14069	10199	30354	25395	38759
7 Exceptional items (net) - income/(expense)	-	-	-	-	-	(8547)
8 Profit from continuing operations before tax	7907	14069	10199	30354	25395	30212
9 Tax expense						
(a) Current tax	1879	3049	-	6696	-	2337
(b) Deferred tax	21	958	2565	1535	6146	2580
Total tax expense	1900	4007	2565	8231	6146	4917
10 Profit from continuing operations after tax	6007	10062	7634	22123	19249	25295
11 Profit/(loss) from discontinued operations	-	-	-	-	-	-
12 Tax expense of discontinued operations	-	-	-	-	-	-
13 Profit/(loss) from discontinued operations (after tax)	-	-	-	-	-	-
14 Profit for the period	6007	10062	7634	22123	19249	25295
Profit for the period attributable to :						
(i) Owners of the Company	6007	10062	7634	22123	19249	25295
(ii) Non-controlling interests	-	-	-	-	-	-
15 Other comprehensive income						
A (i) Items that will not be reclassified to profit or loss	-	-	(26)	-	32	(714)
A (ii) Income tax relating to items that will not be reclassified to profit or loss	-	-	-	-	-	(237)
B (i) Items that will be reclassified to profit or loss	94	(28)	1	72	(1)	(2)
B (ii) Income tax relating to items that will be reclassified to profit or loss	-	-	-	-	-	-
Other comprehensive income for the period, net of tax	94	(28)	(25)	72	31	(479)
Other comprehensive income for the period, net of tax attributable to:						
(i) Owners of the Company	94	(28)	(25)	72	31	(479)
(ii) Non-controlling interests	-	-	-	-	-	-
16 Total comprehensive income for the period	6101	10034	7609	22195	19280	24816
Total comprehensive income for the period attributable to:						
(i) Owners of the Company	6101	10034	7609	22195	19280	24816
(ii) Non-controlling interests	-	-	-	-	-	-
17 Paid up Equity Share Capital (face value ₹ 1/-)	2579	2579	2579	2579	2579	2579
18 Other Equity						80959
19 Earnings per share of ₹ 1/- each (not annualised)						
(a) Basic (in ₹)	2.33	3.90	2.96	8.58	7.46	9.81
(b) Diluted (in ₹)	2.33	3.90	2.96	8.58	7.46	9.81

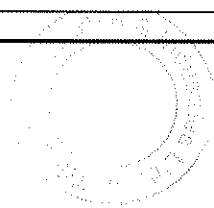
See accompanying notes to the consolidated financial results

TRIVENI ENGINEERING & INDUSTRIES LIMITED

Consolidated Unaudited Segment wise Revenue, Results, Assets and Liabilities for the Quarter and Nine Months ended December 31, 2017

(₹ in lakhs)

Particulars	3 Months ended			9 Months ended		Year ended
	31/Dec/2017 (Unaudited)	30/Sep/2017 (Unaudited)	31/Dec/2016 (Unaudited)	31/Dec/2017 (Unaudited)	31/Dec/2016 (Unaudited)	31/Mar/2017 (Audited)
1 Segment Revenue						
(a) Sugar Businesses						
Sugar	68235	97556	64638	241697	176776	261079
Co-Generation	7595	195	6647	11400	7982	18261
Distillery	2310	1680	3808	8191	12968	16796
	78140	99431	75093	261288	197726	296136
(b) Engineering Businesses						
Gears	2820	2792	1969	7003	5391	9216
Water	3480	3852	3875	10821	11502	18123
	6300	6644	5844	17824	16893	27339
(c) Others	1402	1798	1516	4507	3997	5618
Total Segment revenue	85842	107873	82453	283619	218616	329093
Less : Inter segment revenue	8587	1798	10085	15860	15680	32406
Total Revenue from operations	77255	106075	72368	267759	202936	296887
2 Segment Results						
(a) Sugar Businesses						
Sugar	3445	15546	8404	29536	25152	36492
Co-Generation	3653	124	2607	5147	3341	6942
Distillery	771	(361)	853	650	2897	4657
	7869	15309	11864	35333	31390	48091
(b) Engineering Businesses						
Gears	959	602	312	1655	761	1802
Water	(472)	(839)	(60)	(1640)	(49)	(275)
	487	(237)	252	15	712	1527
(c) Others	4	23	25	11	31	31
Total Segment results	8360	15095	12141	35359	32133	49649
Less :						
(i) Finance costs	711	2077	2282	6467	9398	12656
(ii) Exceptional items (net) - (income)/expense	-	-	-	-	-	8547
(iii) Share of (profit)/loss of associates	(333)	(494)	(753)	(1063)	(1946)	(2268)
(iv) Other unallocable expenditure net of unallocable income	75	(557)	413	(399)	(714)	502
Total Profit before tax	7907	14069	10199	30354	25395	30212
3 Segment Assets						
(a) Sugar Businesses						
Sugar	143396	101482	165142	143396	165142	225999
Co-Generation	15347	14972	20014	15347	20014	17940
Distillery	11071	12133	14100	11071	14100	17027
	169814	128587	199256	169814	199256	260966
(b) Engineering Businesses						
Gears	12539	11464	11808	12539	11808	12292
Water	20935	21891	21106	20935	21106	21590
	33474	33355	32914	33474	32914	33882
(c) Others	1655	2086	2119	1655	2119	2383
Total Segment Assets	204943	164028	234289	204943	234289	297231
Add : Unallocable assets	17511	16924	16004	17511	16004	13530
Total Assets	222454	180952	250293	222454	250293	310761
4 Segment Liabilities						
(a) Sugar Businesses						
Sugar	21111	10252	44011	21111	44011	36133
Co-Generation	364	347	1267	364	1267	356
Distillery	763	931	1283	763	1283	979
	22238	11530	46561	22238	46561	37468
(b) Engineering Businesses						
Gears	2488	1990	1823	2488	1823	1864
Water	9694	9972	8395	9694	8395	10025
	12182	11962	10218	12182	10218	11889
(c) Others	1289	1699	1858	1289	1858	1963
Total Segment Liabilities	35709	25191	58637	35709	58637	51320
Add : Unallocable liabilities	81815	56905	113693	81815	113693	175903
Total Liabilities	117524	82096	172330	117524	172330	227223



TRIVENI ENGINEERING & INDUSTRIES LIMITED

Notes to the Consolidated Unaudited Financial Results for the Quarter and Nine Months ended December 31, 2017

1. In view of the seasonality of the Sugar Business, the performance results may vary from quarter to quarter.
2. For the purpose of nine months financial results, off-season expenses of sugar and co-generation units have been deferred for inclusion in the cost of production of the relevant products to be produced in the remaining part of the year.
3. Post the applicability of Goods and Service Tax (GST) with effect from July 1, 2017, revenue from operations are disclosed net of GST. Accordingly, the revenue from operations and excise duty expenses for the quarter and nine months ended December 31, 2017 are not comparable with the previous periods presented in the results.
4. The unaudited standalone results of the Company are available on the Company's website www.trivenigroup.com, website of BSE (www.bseindia.com) and NSE (www.nseindia.com). Summarised standalone financial performance of the Company is as under :


(₹ in lakhs)


Particulars	3 Months Ended			9 Months Ended		Year Ended
	31/Dec/2017 (Unaudited)	30/Sep/2017 (Unaudited)	31/Dec/2016 (Unaudited)	31/Dec/2017 (Unaudited)	31/Dec/2016 (Unaudited)	31/Mar/2017 (Audited)
Total Income from Operations	77255	106075	72368	267759	202936	296687
Profit/(Loss) before tax	7898	14116	9448	30157	23776	28272
Profit/(Loss) after tax	5998	10109	6883	21926	17630	23356
Total comprehensive income	5998	10109	6857	21926	17662	22907

5. The above results were reviewed and recommended for adoption by the Audit Committee and approved by the Board of Directors of the Company at their respective meetings held on February 12, 2018. The statutory auditors have carried out a limited review of the above financial results.

For Triveni Engineering & Industries Limited

Place : Noida
Date : February 12 , 2018




 Dhruv M. Sawhney
 Chairman & Managing Director

TRIVENI ENGINEERING & INDUSTRIES LIMITED
 Regd. Office : Deoband, Distt. Saharanpur, Uttar Pradesh 247 554
 Corp. Office : 8th Floor, Express Trade Towers, 15-16, Sector-16A, Noida, U.P - 201 301
 Website : www.trivenigroup.com
 CIN : L15421UP1932PLC022174

Statement of Consolidated Unaudited Financial Results for the Quarter and Nine Months ended December 31, 2017

(₹ in lakhs, except per share data)

Particulars	3 Months ended		9 Months ended		Year ended
	31/Dec/2017 (Unaudited)	31/Dec/2016 (Unaudited)	31/Dec/2017 (Unaudited)	31/Dec/2016 (Unaudited)	31/Mar/2017 (Audited)
Total Income from Operations	77255	72368	267759	202936	296687
Net Profit/(Loss) for the period (before Tax and Exceptional items)	7907	10199	30354	25395	38759
Net Profit/(Loss) for the period before tax (after Exceptional items)	7907	10199	30354	25395	30212
Net Profit/(Loss) for the period after tax (after Exceptional items)	6007	7634	22123	19249	25295
Total Comprehensive income for the period [Comprising Profit/(Loss) for the period (after tax) and Other Comprehensive Income (after tax)]	6101	7609	22195	19280	24816
Equity Share Capital	2579	2579	2579	2579	2579
Other Equity					80959
Earnings per share of ₹ 1/- each (not annualised)					
(a) Basic (in ₹)	2.33	2.96	8.58	7.46	9.81
(b) Diluted (in ₹)	2.33	2.96	8.58	7.46	9.81


Notes :

1. Summarised Standalone Unaudited Financial Performance of the Company is as under :

Particulars	3 Months ended		9 Months ended		Year ended
	31/Dec/2017 (Unaudited)	31/Dec/2016 (Unaudited)	31/Dec/2017 (Unaudited)	31/Dec/2016 (Unaudited)	31/Mar/2017 (Audited)
Total Income from Operations	77255	72368	267759	202936	296687
Profit/(Loss) before tax	7898	9448	30157	23776	28272
Profit/(Loss) after tax	5998	6883	21926	17630	23356
Total Comprehensive Income	5998	6857	21926	17662	22907

2. The above is an extract of the detailed format of Financial Results for the quarter and nine months ended December 31, 2017 filed with the Stock Exchanges under Regulation 33 of the SEBI (Listing and Other Disclosure Requirements) Regulations, 2015. The full format of the Financial Results for the Quarter and Nine Months ended December 31, 2017 are available on the Stock Exchange websites (www.bseindia.com and www.nseindia.com) and on the Company's website www.trivenigroup.com.
3. Post the applicability of Goods and Service Tax (GST) with effect from July 1, 2017, revenue from operations are disclosed net of GST. Accordingly, the revenue from operations and excise duty expenses for the quarter and nine months ended December 31, 2017 are not comparable with the previous periods presented in the results.

For Triveni Engineering & Industries Limited



D Sawhney

Dhruv M. Sawhney
Chairman & Managing Director

Place : Noida
Date : February 12, 2018