

## Share Holding Pattern

1. Name of Listed Entity: **Triveni Engineering and Industries Limited**
2. Scrip Code/Name of Scrip/Class of Security: NSE : **TRIVENI** / BSE : **532356**
3. Share Holding Pattern Filed under: **31 (1) (b)**
4. Share Holding Pattern as on : **30-June-2021**
5. Declaration: The Listed entity is required to submit the following declaration to the extent of submission of information:-

S. No.	Particulars	Yes/No	
1	Whether the Listed Entity has issued any partly paid up shares?	No	
2	Whether the Listed Entity has issued any Convertible Securities?	No	
3	Whether the Listed Entity has issued any Warrants ?	No	
4	Whether the Listed Entity has any shares against which depository receipts are issued?	No	
5	Whether the Listed Entity has any shares in locked-in?	No	
6	Whether any shares held by promoters are pledge or otherwise encumbered?	No	
7	Whether the Listed Entity has issued any differential Voting Rights?	No	
8	Whether the listed entity has any significant beneficial owner?	Yes	





Table - I Summery Statement holding of specified Securities

Category	Category of shareholder	Nos. of shareholders	No. of fully paid up equity shares held	No. of Partly paid-up equity shares held	No. of shares underlying Depository Receipts	Total nos. shares held	Shareholding as a % of total no. of shares (calculated as per SCRR, 1957) As a % of (A+B+C2)	Number of Voting Rights held in each class of securities				No. of Shares Underlying Outstanding convertible securities	No. of Shares Underlying Outstanding Warrants	No. of Shares Underlying Outstanding convertible securities and No. of Warrants	Shareholding, as a % assuming full conversion of convertible securities ( as a percentage of diluted share capital) As a % of (A+B+C2)	Number of Locked in shares	Number of Shares pledged or otherwise encumbered	Number of equity shares held in dematerialized form
(I)	(II)	(III)	(IV)	(V)	(VI)	(VII) = (IV)+(V)+(VI)	(VIII)	(IX)				(X)	(XI)	(XII) (a)	(XII)	(XIII) (a)	(XIII) (b)	(XIV)
								No of Voting Rights		Total as a % of Total Voting Rights						No. (a)	As a % of total Shares held (b)	
								Class eg: X	Class eg: Y	Total								
A	Promoter & Promoter Group	7	165439263	0	0	165439263	68.43	165439263	0	165439263	68.43	0	0	0	68.43	0	0	165439263
B	Public	66501	76315847	0	0	76315847	31.57	76315847	0	76315847	31.57	0	0	0	31.57	0	0	76201082
C	Non Promoter- Non Public	0	0	0	0	0	0.00	0	0	0	0.00	0	0	0	0.00	0	0	0
C1	Shares underlying DRs	0	0	0	0	0	0.00	0	0	0	0.00	0	0	0	0.00	0	0	0
C2	Shares held by Employee Trusts	0	0	0	0	0	0.00	0	0	0	0.00	0	0	0	0.00	0	0	0
	Total	66508	241755110	0	0	241755110	100.00	241755110	0	241755110	100.00	0	0	0	100.00	0	0	241640345

For Triveni Engineering &amp; Industries Ltd.



  
Group Vice President & Company Secretary



Table - II Statement showing Shareholding Pattern of Promoters and promoter Group

Sr.	Category and name of shareholder	PAN	Nos. of shareholders	No. of fully paid up equity shares held	No. of Partly paid-up equity shares held	No. of shares underlying Depository Receipts	Total nos. shares held	Shareholding as a % of total no. of shares (calculated as per SCRR, 1957) As a % of (A+B+C2)	Number of Voting Rights held in each class of securities			No. of Shares Underlying Outstanding convertible securities	No. of Shares Underlying Outstanding Warrants	No. of Shares Underlying Outstanding convertible securities and No. of Warrants	Shareholding, as a % assuming full conversion of convertible securities (as a percentage of diluted share capital) As a % of (A+B+C2)	Number of Locked in shares	Number of Shares pledged or otherwise encumbered	Number of equity shares held in dematerialized form
	(I)	(II)	(III)	(IV)	(V)	(VI)	(VII) = (IV)+(V)+(VI)	(VIII)	(IX)			(X)	(XI)	(XII)(a)	(XI) = (VII)+(X)	(XII)	(XIII)	(XIV)
									No of Voting Rights (XIX)									
									Class eg: X	Class eg: y	Total					No. (a)	As a % of total Shares	No. (a)
									Total as a % of Total Voting Rights								As a % of total Shares	
1	Indian						0	0.00			0	0.00	0	0	0	0.00	0	0
a	Individuals/Hindu undivided Family		5	49966394	0	0	49966394	20.67	49966394	0	49966394	20.67	0	0	0	20.67	0	0
	MANMOHAN SAWHNEY HUF	AAEHM5549L		4244452	0	0	4244452	1.76	4244452	0	4244452	1.76	0	0	0	1.76	0	0
	RATI SAWHNEY	AAUPS0223R		17510356	0	0	17510356	7.24	17510356	0	17510356	7.24	0	0	0	7.24	0	0
	TARUN SAWHNEY	AATPS0679L		13820236	0	0	13820236	5.72	13820236	0	13820236	5.72	0	0	0	5.72	0	0
	NIKHIL SAWHNEY	AAUPS0222Q		14367837	0	0	14367837	5.94	14367837	0	14367837	5.94	0	0	0	5.94	0	0
	TARANA SAWHNEY	AQKPS5475K		23513	0	0	23513	0.01	23513	0	23513	0.01	0	0	0	0.01	0	0
b	Central Government/ State Government(s)		0	0	0	0	0	0.00	0	0	0	0.00	0	0	0	0.00	0	0
c	Financial Institutions/ Banks		0	0	0	0	0	0.00	0	0	0	0.00	0	0	0	0.00	0	0
d	Any Other (specify)		1	77739178	0	0	77739178	32.16	77739178	0	77739178	32.16	0	0	0	32.16	0	0
	Body Corporate		1	77739178	0	0	77739178	32.16	77739178	0	77739178	32.16	0	0	0	32.16	0	0
	STFLTRADING AND FINANCE PRIVATE LIMITED	AADCV9432D	1	77739178	0	0	77739178	32.16	77739178	0	77739178	32.16	0	0	0	32.16	0	0
	Trust		0	0	0	0	0	0.00	0	0	0	0.00	0	0	0	0.00	0	0
	TARUN SAWHNEY TRUST	AACTT8710G		0	0	0	0	0.00	0	0	0	0.00	0	0	0	0.00	0	0
	NIKHIL SAWHNEY TRUST	AACTN4759P		0	0	0	0	0.00	0	0	0	0.00	0	0	0	0.00	0	0
	Sub-Total (A)(1)		6	127705572	0	0	127705572	52.82	127705572	0	127705572	52.82	0	0	0	52.82	0	0
2	Foreign		0	0	0	0	0	0.00	0	0	0	0.00	0	0	0	0.00	0	0
a	Individuals (Non-Resident Individuals/ Foreign Individuals)		1	37733691	0	0	37733691	15.61	37733691	0	37733691	15.61	0	0	0	15.61	0	0
	DHRUV MANMOHAN SAWHNEY	AATPS0680B		37733691	0	0	37733691	15.61	37733691	0	37733691	15.61	0	0	0	15.61	0	0
b	Government		0	0	0	0	0	0.00	0	0	0	0.00	0	0	0	0.00	0	0
c	Institutions		0	0	0	0	0	0.00	0	0	0	0.00	0	0	0	0.00	0	0
d	Foreign Portfolio Investor		0	0	0	0	0	0.00	0	0	0	0.00	0	0	0	0.00	0	0
e	Any Other (specify)		0	0	0	0	0	0.00	0	0	0	0.00	0	0	0	0.00	0	0
	Sub-Total (A)(2)		1	37733691	0	0	37733691	15.61	37733691	0	37733691	15.61	0	0	0	15.61	0	0
	Total Shareholding of Promoter and Promoter Group (A)= (A)(1)+(A)(2)		7	165439263	0	0	165439263	68.43	165439263	0	165439263	68.43	0	0	0	68.43	0	0





Table - II-A Unclaimed Details of Promoters and promoter Group ----- NOT APPLICABLE

Details of Shares which remain unclaimed may be given here along with details such as number of shareholders, outstanding shares held in demat/unclaimed suspense account, voting rights which are frozen etc.

(Kindly start filing data from Row No - 3)

No. of shareholders	No of Shares held





Table - III Statement showing Shareholding Pattern of Public Shareholders

Sr	Category & Name of the Shareholders  (I)	PAN (II)	Nos. of shareholder (III)	No. of fully paid up equity shares held (IV)	No. of Partly paid-up equity shares held (V)	Nos. of shares underlying Depository Receipts (VI)	Total nos. shares held VII =  (IV+V+VI)	Shareholding AS A % of total no. of shares (calculate d as per SCRR, 1957)  As a % of (A+B+C2) VIII	Number of Voting Rights held in each class of securities			No. of Shares Underlying Outstanding convertible securities (X)	No. of Shares Underlying Outstanding Warrants (Xi)	No. of Shares Underlying Outstanding convertible securities and No. of Warrants (Xi) (a)	Total shareholding, as a % assuming full conversion of convertible securities (as a percentage of diluted share capital) (XII)= (VII)+(X) As a % of (A+B+C2)	Number of Locked in shares (XIII)		Number of Shares pledged or otherwise encumbered (XIII)		Number of equity shares held in dematerialized form (XIV)	
									(IX)							Total as a % of Total Voting rights	No. (a)	As a % of total Shares held (b)	No. (a)		As a % of total Shares held (b)
									No of Voting Rights (XIV) Right												
									Class eg: X	Class eg: Y	Total										
1	Institutions		0	0	0	0	0	0.00	0	0	0	0.00	0	0	0	0.00	0	0	0	0	0
a	Mutual Funds/		4	12453867	0	0	12453867	5.15	12453867	0	12453867	5.15	0	0	0	5.15	0	0	0	0	12453867
	DSP MUTUAL FUND	AAAJD0430B	0	9216181	0	0	9216181	3.81	9216181	0	9216181	3.81	0	0	0	3.81	0	0	0	0	9216181
	NIPPON LIFE INDIA TRUSTEE LTD	AAATR0090B	0	3237686	0	0	3237686	1.34	3237686	0	3237686	1.34	0	0	0	1.34	0	0	0	0	3237686
b	Venture Capital Funds		0	0	0	0	0	0.00	0	0	0	0.00	0	0	0	0.00	0	0	0	0	0
c	Alternate Investment Funds		4	317527	0	0	317527	0.13	317527	0	317527	0.13	0	0	0	0.13	0	0	0	0	317527
d	Foreign Venture Capital Investors		0	0	0	0	0	0.00	0	0	0	0.00	0	0	0	0.00	0	0	0	0	0
e	Foreign Portfolio Investors		42	6356031	0	0	6356031	2.63	6356031	0	6356031	2.63	0	0	0	2.63	0	0	0	0	6356031
f	Financial Institutions/ Banks		1	50	0	0	50	0.00	50	0	50	0.00	0	0	0	0.00	0	0	0	0	50
g	Insurance Companies		0	0	0	0	0	0.00	0	0	0	0.00	0	0	0	0.00	0	0	0	0	0
h	Provident Funds/ Pension		0	0	0	0	0	0.00	0	0	0	0.00	0	0	0	0.00	0	0	0	0	0
i	Any Other (specify)		0	0	0	0	0	0.00	0	0	0	0.00	0	0	0	0.00	0	0	0	0	0
	Sub-Total (B)(1)		51	19127475	0	0	19127475	7.91	19127475	0	19127475	7.91	0	0	0	7.91	0	0	0	0	19127475
2	Central Government/ State Government(s)/ President of India		0	0	0	0	0	0.00	0	0	0	0.00	0	0	0	0.00	0	0	0	0	0
	Sub-Total (B)(2)		0	0	0	0	0	0.00	0	0	0	0.00	0	0	0	0.00	0	0	0	0	0
3	Non-institutions		0	0	0	0	0	0.00	0	0	0	0.00	0	0	0	0.00	0	0	0	0	0
a	Individuals -		63624	44339689	0	0	44339689	18.34	44339689	0	44339689	18.34	0	0	0	18.34	0	0	0	0	44224925
i	Individual shareholders holding nominal share capital up to Rs. 2 lakhs.		63605	28307431	0	0	28307431	11.71	28307431	0	28307431	11.71	0	0	0	11.71	0	0	0	0	28192667
ii	Individual shareholders holding nominal share capital in excess of Rs. 2 lakhs.		19	16032258	0	0	16032258	6.63	16032258	0	16032258	6.63	0	0	0	6.63	0	0	0	0	16032258
	ANIL KUMAR GOEL	AAJPG2552Q	1	6500000	0	0	6500000	2.69	6500000	0	6500000	2.69	0	0	0	2.69	0	0	0	0	6500000
								0.00				0.00									
b	NBFCs registered with RBI		1	10000	0	0	10000	0.00	10000	0	10000	0.00	0	0	0	0.00	0	0	0	0	10000
c	Employee Trusts		0	0	0	0	0	0.00	0	0	0	0.00	0	0	0	0.00	0	0	0	0	0
d	Overseas Depositories (holding DRs) (balancing figure)		0	0	0	0	0	0.00	0	0	0	0.00	0	0	0	0.00	0	0	0	0	0
e	Any Other (specify)		2825	12838683	0	0	12838683	5.31	12838683	0	12838683	5.31	0	0	0	5.31	0	0	0	0	12838682
	Bodies Corporate		417	5036207	0	0	5036207	2.08	5036207	0	5036207	2.08	0	0	0	2.08	0	0	0	0	5036206
	Clearing member		360	1659237	0	0	1659237	0.69	1659237	0	1659237	0.69	0	0	0	0.69	0	0	0	0	1659237
	Non-Resident Indian (NRI)		960	4283594	0	0	4283594	1.77	4283594	0	4283594	1.77	0	0	0	1.77	0	0	0	0	4283594
	MANOHAR DEVABHAKTUNI	ABPPD9609Q	1	2528478	0	0	2528478	1.05	2528478	0	2528478	1.05	0	0	0	1.05	0	0	0	0	2528478
	HUF		1083	1746970	0	0	1746970	0.72	1746970	0	1746970	0.72	0	0	0	0.72	0	0	0	0	1746970
	Trusts		4	12176	0	0	12176	0.01	12176	0	12176	0.01	0	0	0	0.01	0	0	0	0	12176
	IEPF		1	100499	0	0	100499	0.04	100499	0	100499	0.04	0	0	0	0.04	0	0	0	0	100499
	Sub-Total (B)(3)		66450	57188372	0	0	57188372	23.66	57188372	0	57188372	23.66	0	0	0	23.66	0	0	0	0	57073607
	Total Public Shareholding (B)= (B)(1)+(B)(2)+(B)(3)		66501	76315847	0	0	76315847	31.57	76315847	0	76315847	31.57	0	0	0	31.57	0	0	0	0	76201082






Table - III-A Details of the shareholders acting as persons in Concert including their Shareholding----- NOT APPLICABLE

Details of the shareholders acting as persons in Concert including their Shareholding:

(Kindly start filing data from Row No - 3)

Name of shareholder	Name of PAC	No. of shares	Holding %






Table - III-B Unclaimed Details of Public----- NOT APPLICABLE

Details of Shares which remain unclaimed may be given here along with details such as number of shareholders, outstanding shares held in demat/unclaimed suspense account, voting

(Kindly start filing data from Row No - 3)

No. of shareholders	No. of Shares





Table - IV Shareholding Pattern of Non Promoter - Non Public Shareholders

	Category and name of shareholder	PAN	Nos. of shareholders	No. of fully paid up equity shares held	No. of Partly paid-up equity shares held	No. of shares underlying Depository Receipts	Total nos. shares held	Shareholding % calculated as per SCRR, 1957 As a % of (A+B+C2)	Number of Voting Rights held in each class of securities			No. of Shares Underlying Outstanding convertible securities (including Warrants)	Shareholding, as a % assuming full conversion of convertible securities (as a percentage of diluted share capital) As a % of	Number of Locked in shares		Number of Shares pledged or otherwise encumbered		Number of equity shares held in dematerialized form
	(I)	(II)	(III)	(IV)	(V)	(VI)	(VII) = (IV)+(V)+ (VI)	(VIII)	(IX)			(X)	(XI)	(XII)		(XIII)		(XIV)
									No of Voting Rights		Total as a % of Total Voting Rights			No.	As a % of total Shares held	No.	As a % of total Shares held	
									Class eg: X	Class eg:y	Total			(a)	(b)	(a)	(b)	
1	Custodian/DR Holder		0	0	0	0	0	0	0	0	0	0	0	0	0			0
2	Employee Benefit Trust (under SEBI (Share based Employee Benefit) Regulations, 2014)		0	0	0	0			0	0	0	0	0	0				0
	Total Non-Promoter- Non Public Shareholding (C)= (C)(1)+(C)(2)		0	0	0	0	0	0	0	0	0	0	0	0	0			0

