

## Share Holding Pattern

1. Name of Listed Entity: **Triveni Engineering and Industries Limited**
2. Scrip Code/Name of Scrip/Class of Security: NSE : **TRIVENI** / BSE : **532356**
3. Share Holding Pattern Filed under: **31 (1) (b)**
4. Share Holding Pattern as on : **31-March-2022**
5. Declaration: The Listed entity is required to submit the following declaration to the extent of submission of information:-

S. No.	Particulars	Yes/No	
1	Whether the Listed Entity has issued any partly paid up shares?	No	
2	Whether the Listed Entity has issued any Convertible Securities?	No	
3	Whether the Listed Entity has issued any Warrants ?	No	
4	Whether the Listed Entity has any shares against which depository receipts are issued?	No	
5	Whether the Listed Entity has any shares in locked-in?	No	
6	Whether any shares held by promoters are pledge or otherwise encumbered?	No	
7	Whether the Listed Entity has issued any differential Voting Rights?	No	
8	Whether the listed entity has any significant beneficial owner?	Yes	




Table - I Summary Statement holding of specified Securities

Category	Category of shareholder	Nos. of shareholders	No. of fully paid up equity shares held	No. of Partly paid-up equity shares held	No. of shares underlying Depository Receipts	Total nos. shares held	Shareholding as a % of total no. of shares (calculated as per SCRR, 1957) As a % of (A+B+C2)	Number of Voting Rights held in each class of securities			No. of Shares Underlying Outstanding convertible securities	No. of Shares Underlying Outstanding Warrants	No. of Shares Underlying Outstanding convertible securities and No. of Warrants	Shareholding, as a % assuming full conversion of convertible securities ( as a percentage of diluted share capital) As a % of (A+B+C2)	Number of Locked in shares	Number of Shares pledged or otherwise encumbered	Number of equity shares held in dematerialized form							
								(IX)										(X)	(Xi)	(Xii) (a)	(Xii) (b)	(Xiii) (a)	(Xiii) (b)	(Xiv)
								No of Voting Rights	Total as a % of Total Voting Rights															
		Class eg: X		Class eg: Y		Total																		
A	Promoter & Promoter Group	7	165439263	0	0	165439263	68.43	165439263	0	165439263	68.43	0	0	0	68.43	0	0	0	0	165439263				
B	Public	95164	76315847	0	0	76315847	31.57	76315847	0	76315847	31.57	0	0	0	31.57	0	0	0	0	76201139				
C	Non Promoter- Non Public	0	0	0	0	0	0.00	0	0	0	0.00	0	0	0	0.00	0	0	0	0	0				
C1	Shares underlying DRs	0	0	0	0	0	0.00	0	0	0	0.00	0	0	0	0.00	0	0	0	0	0				
C2	Shares held by Employee Trusts	0	0	0	0	0	0.00	0	0	0	0.00	0	0	0	0.00	0	0	0	0	0				
	<b>Total</b>	<b>95171</b>	<b>241755110</b>	<b>0</b>	<b>0</b>	<b>241755110</b>	<b>100.00</b>	<b>241755110</b>	<b>0</b>	<b>241755110</b>	<b>100.00</b>	<b>0</b>	<b>0</b>	<b>0</b>	<b>100.00</b>	<b>0</b>	<b>0</b>	<b>0</b>	<b>0</b>	<b>241640402</b>				

For Triveni Engineering & Industries Ltd.

  
Group Vice President & Company Secretary

8

Table - II Statement showing Shareholding Pattern of Promoters and promoter Group

Sr.	Category and name of shareholder	PAN	Nos. of shareholders	No. of fully paid up equity shares held	No. of Partly paid-up equity shares held	No. of shares underlying Depository Receipts	Total nos. shares held	Shareholding as a % of total no. of shares (calculated as per SCRR, 1957) As a % of (A+B+C2)	Number of Voting Rights held in each class of securities			No. of Shares Underlying Outstanding convertible securities	No. of Shares Underlying Outstanding Warrants	No. of Shares Underlying Outstanding convertible securities and No. of Warrants	Shareholding, as a % assuming full conversion of convertible securities (as a percentage of diluted share capital) As a % of (A+B+C2)	Number of Locked in shares		Number of Shares pledged or otherwise encumbered		Number of equity shares held in dematerialized form	
									(IX)							(X)	(Xi)	(Xi)(a)	(XII)		(XIII)
									No of Voting Rights (XIX)							Total as a % of Total Voting Rights	No. (a)	As a % of total Shares held (b)	No. (a)		As a % of total Shares held (b)
									Class eg: X	Class eg: y	Total										
1	Indian						0	0.00						0.00	0	0	0	0			
a	Individuals/Hindu undivided Family		5	48966394	0	0	48966394	20.25	48966394	0	48966394	20.25	0	0	0	0	0	0	48966394		
	MANMOHAN SAWHNEY HUF	AAEHM5549L		4244452	0	0	4244452	1.76	4244452	0	4244452	1.76	0	0	0	0	0	0	4244452		
	RATI SAWHNEY	AAUPS0223R		16510356	0	0	16510356	6.83	16510356	0	16510356	6.83	0	0	0	0	0	0	16510356		
	TARUN SAWHNEY	AATPS0679L		13820236	0	0	13820236	5.72	13820236	0	13820236	5.72	0	0	0	0	0	0	13820236		
	NIKHIL SAWHNEY	AAUPS0222Q		14367837	0	0	14367837	5.94	14367837	0	14367837	5.94	0	0	0	0	0	0	14367837		
	TARANA SAWHNEY	AQKPS5475K		23513	0	0	23513	0.01	23513	0	23513	0.01	0	0	0	0	0	0	23513		
b	Central Government/ State Government(s)		0	0	0	0	0	0.00	0	0	0	0.00	0	0	0	0	0	0	0		
c	Financial Institutions/ Banks		0	0	0	0	0	0.00	0	0	0	0.00	0	0	0	0	0	0	0		
d	Any Other (specify)		1	78739178	0	0	78739178	32.57	78739178	0	78739178	32.57	0	0	0	0	0	0	78739178		
	Body Corporate		1	78739178	0	0	78739178	32.57	78739178	0	78739178	32.57	0	0	0	0	0	0	78739178		
	STFL TRADING AND FINANCE PRIVATE LIMITED	AADCV9432D	1	78739178	0	0	78739178	32.57	78739178	0	78739178	32.57	0	0	0	0	0	0	78739178		
	Trust		0	0	0	0	0	0.00	0	0	0	0.00	0	0	0	0	0	0	0		
	TARUN SAWHNEY TRUST	AACTT8710G		0	0	0	0	0.00	0	0	0	0.00	0	0	0	0	0	0	0		
	NIKHIL SAWHNEY TRUST	AACTN4759P		0	0	0	0	0.00	0	0	0	0.00	0	0	0	0	0	0	0		
	Sub-Total (A)(1)		6	127705572	0	0	127705572	52.82	127705572	0	127705572	52.82	0	0	0	0	0	0	127705572		
2	Foreign		0	0	0	0	0	0.00	0	0	0	0.00	0	0	0	0	0	0	0		
a	Individuals (Non-Resident Individuals/ Foreign Individuals)		1	37733691	0	0	37733691	15.61	37733691	0	37733691	15.61	0	0	0	0	0	0	37733691		
	DHRUV MANMOHAN SAWHNEY	AATPS0680B		37733691	0	0	37733691	15.61	37733691	0	37733691	15.61	0	0	0	0	0	0	37733691		
b	Government		0	0	0	0	0	0.00	0	0	0	0.00	0	0	0	0	0	0	0		
c	Institutions		0	0	0	0	0	0.00	0	0	0	0.00	0	0	0	0	0	0	0		
d	Foreign Portfolio Investor		0	0	0	0	0	0.00	0	0	0	0.00	0	0	0	0	0	0	0		
e	Any Other (specify)		0	0	0	0	0	0.00	0	0	0	0.00	0	0	0	0	0	0	0		
	Sub-Total (A)(2)		1	37733691	0	0	37733691	15.61	37733691	0	37733691	15.61	0	0	0	0	0	0	37733691		
	Total Shareholding of Promoter and Promoter Group (A)=(A)(1)+(A)(2)		7	165439263	0	0	165439263	68.43	165439263	0	165439263	68.43	0	0	0	0	0	0	165439263		




Table - II-A Unclaimed Details of Promoters and promoter Group ----- NOT APPLICABLE

Details of Shares which remain unclaimed may be given here along with details such as number of shareholders, outstanding shares held in demat/unclaimed suspense account, voting rights which are frozen etc.

(Kindly start filing data from Row No - 3)

No. of shareholders	No of Shares held




Table - III Statement showing Shareholding Pattern of Public Shareholders

Sr	Category & Name of the Shareholders (I)	PAN (II)	Nos. of shareholder (III)	No. of fully paid up equity shares held (IV)	No. of Partly paid-up equity shares held (V)	Nos. of shares underlying Depository Receipts (VI)	Total nos. shares held VII = IV+V+VI	Shareholding AS A % of total no. of shares (calculated as per SCRR, 1957) As a % of (A+B+C2) VIII	Number of Voting Rights held in each class of securities (IX)			No. of Shares Underlying Outstanding convertible securities (X)	No. of Shares Underlying Outstanding Warrants (Xi)	No. of Shares Underlying Outstanding convertible securities and No. of Warrants (Xi) (a)	Total shareholding, as a % assuming full conversion of convertible securities (as a percentage of diluted share capital) (VII)+(X) As a % of (A+B+C2)	Number of Locked in shares (XII)		Number of Shares pledged or otherwise encumbered (XIII)		Number of equity shares held in dematerialized form (XIV)	
									No of Voting Rights (XIV) Right							Total as a % of Total Voting rights	No. (a)	As a % of total Shares held (b)	No. (a)		As a % of total Shares held (b)
									Class eg: X	Class eg: Y	Total										
1	Institutions		0	0	0	0	0.00	0	0	0	0.00	0	0	0	0	0	0	0	0	0	
a	Mutual Funds/		2	11049356	0	0	11049356	4.57	11049356	0	11049356	4.57	0	0	0	0	0	0	0	11049356	
	DSP SMALL CAP FUND	AAAJD0430B	0	7871670	0	0	7871670	3.26	7871670	0	7871670	3.26	0	0	0	0	0	0	0	7871670	
	NIPPON LIFE INDIA TRUSTEE LTD-A/C NIPPON INDIA SMALL CAP FUND	AAATR0090B	0	3177686	0	0	3177686	1.31	3177686	0	3177686	1.31	0	0	0	0	0	0	0	3177686	
b	Venture Capital Funds		0	0	0	0	0.00	0	0	0	0.00	0	0	0	0	0	0	0	0	0	
c	Alternate Investment Funds		2	310000	0	0	310000	0.13	310000	0	310000	0.13	0	0	0	0	0	0	0	310000	
d	Foreign Venture Capital Investors		0	0	0	0	0.00	0	0	0	0.00	0	0	0	0	0	0	0	0	0	
e	Foreign Portfolio Investors		115	12770188	0	0	12770188	5.28	12770188	0	12770188	5.28	0	0	0	0	0	0	0	12770188	
f	Financial Institutions/ Banks		1	50	0	0	50	0.00	50	0	50	0.00	0	0	0	0	0	0	0	50	
g	Insurance Companies		0	0	0	0	0.00	0	0	0	0.00	0	0	0	0	0	0	0	0	0	
h	Provident Funds/ Pension Funds		0	0	0	0	0.00	0	0	0	0.00	0	0	0	0	0	0	0	0	0	
i	Any Other (specify)		0	0	0	0	0.00	0	0	0	0.00	0	0	0	0	0	0	0	0	0	
	Sub-Total (B)(1)		120	24129594	0	0	24129594	9.98	24129594	0	24129594	9.98	0	0	0	0	0	0	0	24129594	
2	Central Government/ State Government(s)/ President of India		0	0	0	0	0.00	0	0	0	0.00	0	0	0	0	0	0	0	0	0	
	Sub-Total (B)(2)		0	0	0	0	0.00	0	0	0	0.00	0	0	0	0	0	0	0	0	0	
3	Non-institutions		0	0	0	0	0.00	0	0	0	0.00	0	0	0	0	0	0	0	0	0	
a	Individuals -		91817	41856428	0	0	41856428	17.31	41856428	0	41856428	17.31	0	0	0	0	0	0	0	41741720	
a	Individual shareholders holding nominal share capital up to Rs. 2 lakhs.		91803	27482505	0	0	27482505	11.37	27482505	0	27482505	11.37	0	0	0	0	0	0	0	27367797	
ii	Individual shareholders holding nominal share capital in excess of Rs. 2 lakhs.		14	14373923	0	0	14373923	5.95	14373923	0	14373923	5.95	0	0	0	0	0	0	0	14373923	
	ANIL KUMAR GOEL	AAJPG2552Q	1	6500000	0	0	6500000	2.69	6500000	0	6500000	2.69	0	0	0	0	0	0	0	6500000	
							0.00				0.00										
b	NBFCs registered with RBI		1	10000	0	0	10000	0.00	10000	0	10000	0.00	0	0	0	0	0	0	0	10000	
c	Employee Trusts		0	0	0	0	0.00	0	0	0	0.00	0	0	0	0	0	0	0	0	0	
d	Overseas Depositories (holding DRs) (balancing figure)		0	0	0	0	0.00	0	0	0	0.00	0	0	0	0	0	0	0	0	0	
e	Any Other (specify)		3226	10319825	0	0	10319825	4.27	10319825	0	10319825	4.27	0	0	0	0	0	0	0	10319825	
	Bodies Corporate		469	3853391	0	0	3853391	1.59	3853391	0	3853391	1.59	0	0	0	0	0	0	0	3853391	
	Clearing member		122	204381	0	0	204381	0.08	204381	0	204381	0.08	0	0	0	0	0	0	0	204381	
	Non-Resident Indian (NRI)		1444	4404712	0	0	4404712	1.82	4404712	0	4404712	1.82	0	0	0	0	0	0	0	4404712	
	MANOHAR DEVABHAKTUNI	ABPPD9609Q	1	2528478	0	0	2528478	1.05	2528478	0	2528478	1.05	0	0	0	0	0	0	0	2528478	
	HUF		1186	1746362	0	0	1746362	0.72	1746362	0	1746362	0.72	0	0	0	0	0	0	0	1746362	
	Trusts		4	12176	0	0	12176	0.01	12176	0	12176	0.01	0	0	0	0	0	0	0	12176	
	IEPF		1	98803	0	0	98803	0.04	98803	0	98803	0.04	0	0	0	0	0	0	0	98803	
	Sub-Total (B)(3)		95044	52186253	0	0	52186253	21.59	52186253	0	52186253	21.59	0	0	0	0	0	0	0	52071545	
	Total Public Shareholding (B) = (B)(1)+(B)(2)+(B)(3)		95164	76315847	0	0	76315847	31.57	76315847	0	76315847	31.57	0	0	0	0	0	0	0	76201139	




Table - III-A Details of the shareholders acting as persons in Concert including their Shareholding----- NOT APPLICABLE

Details of the shareholders acting as persons in Concert including their Shareholding: (Kindly start filing data from Row No - 3)			
Name of shareholder	Name of PAC	No. of shares	Holding %




Table - III-B Unclaimed Details of Public----- NOT APPLICABLE

Details of Shares which remain unclaimed may be given here along with details such as number of shareholders, outstanding shares held in demat/unclaimed suspense account, voting

(Kindly start filing data from Row No - 3)

No. of shareholders	No. of Shares




Table - IV Shareholding Pattern of Non Promoter - Non Public Shareholders

	Category and name of shareholder	PAN	Nos. of shareholders	No. of fully paid up equity shares held	No. of Partly paid-up equity shares held	No. of shares underlying Depository Receipts	Total nos. shares held	Shareholding % calculated as per SCRR, 1957 As a % of (A+B+C2)	Number of Voting Rights held in each class of securities			No. of Shares Underlying Outstanding convertible securities (including Warrants)	Shareholding , as a % assuming full conversion of convertible securities ( as a percentage of diluted share capital) As a % of (A+B+C2)	Number of Locked in shares		Number of Shares pledged or otherwise encumbered		Number of equity shares held in dematerialized form
									No of Voting Rights		Total as a % of Total Voting Rights			(XII)	(XIII)	(XIV)		
	(I)	(II)	(III)	(IV)	(V)	(VI)	(VII) = (IV)+(V)+ (VI)	(VIII)	(IX)			(X)	(XI)	(XII)		(XIII)		(XIV)
									Class eg: X	Class eg:y	Total			No.	As a % of total Shares held	No.	As a % of total Shares held	
									(a)	(b)				(a)	(b)			
1	Custodian/DR Holder		0	0	0	0	0	0	0	0	0	0	0	0	0			0
2	Employee Benefit Trust (under SEBI (Share based Employee Benefit) Regulations, 2014)		0	0	0	0	0	0	0	0	0	0	0	0	0			0
	<b>Total Non-Promoter- Non Public Shareholding (C)= (C)(1)+(C)(2)</b>		<b>0</b>	<b>0</b>	<b>0</b>	<b>0</b>	<b>0</b>	<b>0</b>	<b>0</b>	<b>0</b>	<b>0</b>	<b>0</b>	<b>0</b>	<b>0</b>	<b>0</b>			<b>0</b>

