

64


Annexures 6(i) to 6(iii)

Shareholding patterns of the Transferor and Resulting
Companies pre and post (expected) Arrangement

6(C)

Format of Holding of Specified Securities as on 31/3/2016
 Name of Listed Entity : TRIVENI ENGINEERING & INDUSTRIES LIMITED (Transferor Company)
 Scrip Code / Name of Scrip/Class of Security : BSE : 532356 NSE : TRIVENI


		Declaration format need to displayed on NEAPS			Pre & Post Demerger	
Sr.No.	Particulars	Promoter & Promoter Group	Public	Non Promoter Public	Non Promoter Non Public	
		Yes/No	Yes/No	Yes/No	Yes/No	
1	Whether the Listed Entity has issued any partly paid up shares?	No	No	No	No	
2	Whether the Listed Entity has issued any Convertible Securities or Warrants?	No	No	No	No	
3	Whether the Listed Entity has any shares against which depository receipts are issued?	No	No	No	No	
4	Whether the Listed Entity has any shares in locked-in?	No	No	No	No	
5	Whether any shares held by promoters are pledge or otherwise encumbered?	Yes	NA	NA	NA	
6	Whether the Listed Entity has issued any Differential Voting Rights?	No	No	No	No	



66

Table - Summary Statement of Holding of Secured Securities

Category	(i)	Nos. of shares held	(ii)	No. of equity shares held	Partly paid up equity shares held	No. of shares held	Nos. of shares held as per Depository Receipts	(iii) = (iv)+(v)	total no. of shares (calculated as per SCRR, 1957) As a % of (A+B+C2)	(iv)	No of Voting Rights	Class e.g. Y	Total	Total as a % of Total Voting Rights	(v)	Outstanding convertible securities (including Warrants)	conversion of convertible securities (as a percentage of diluted share capital) As a % of (A+B+C2)	(vi)	Locked in shares	Number of Shares pledged or otherwise encumbered	(vii)	Number of Shares held in dematerialized form
(A)	Promoter & Promoter Group	14	175957229	0	0	175957229	68.21	175957229	68.21	0	0	175957229	68.21	0	0	0	0	0	0	2500000	1.42	175957229
(B)	Public	33926	81987881	0	0	81987881	31.79	81987881	31.79	0	0	81987881	31.79	0	0	0	0	0	0	0	0	81722114
(C)	Non Promoter- Non Public	0	0	0	0	0	0	0	0	0	0	0	0	0	0	0	0	0	0	0	0	0
(C1)	Shares underlying DRs	0	0	0	0	0	0	0	0	0	0	0	0	0	0	0	0	0	0	0	0	0
(C2)	Shares held by Employee Trusts	0	0	0	0	0	0	0	0	0	0	0	0	0	0	0	0	0	0	0	0	0
	Total	33940	257945110	0	0	257945110	100	257945110	100	0	0	257945110	100	0	0	0	0	0	0	2500000	1.42	257679343



For Triveni Engineering & Industries Ltd.

[Signature]
Group General Manager & Company Secretary

Table - III: Shareholding Pattern of Promoters and Promoter Group

Category and name of shareholder	PAN	(i)	(ii)	(iii)	(iv)	(v)	(vi)	(vii) = (vi) + (v)	(viii) = [(vi) + (v)] / [(C2) + (A+B+C)] % of (A+B+C)	(ix)	(x)	(xi)	(xii)	(xiii)	(xiv)					
																No. of Shares held	Partly paid-up equity shares held	No. of Depository Receipts	Underlying Shares held	As a % of Total Voting Rights
1. a	Indian Individuals/Hindu undivided Family	AAEHM5549L	AAATPS0679L	4	34511253	0	34511253	15.38	34511253	0	34511253	13.38	0	0	2500000	7.24	34511253			
				MANMOHAN SAWHNEY	4513225	0	4513225	1.75	4513225	1.75	4513225	0	4513225	1.75	0	0	0	0	4513225	
				TARUN SAWHNEY	14695375	0	14695375	5.7	14695375	5.7	14695375	5.7	14695375	5.7	0	0	2500000	17.01	14695375	
				NIKHIL SAWHNEY	15277653	0	15277653	5.92	15277653	5.92	15277653	5.92	15277653	5.92	0	0	0	0	15277653	
				TARANA SAWHNEY	25000	0	25000	0.01	25000	0.01	25000	0.01	25000	0.01	0	0	0	0	25000	
				Central Government/ State Government(s)	0	0	0	0	0	0	0	0	0	0	0	0	0	0	0	0
				Financial Institutions/ Banks	0	0	0	0	0	0	0	0	0	0	0	0	0	0	0	0
				Any Other (specify)	8	82696056	0	82696056	31.06	82696056	31.06	82696056	31.06	82696056	31.06	0	0	0	0	82696056
				DHANKARI INVESTMENTS LTD	AAACD3623P	14714901	0	14714901	5.7	14714901	5.7	14714901	5.7	14714901	5.7	0	0	0	0	14714901
				KAMANI UPASKAR LTD	AAACK1069L	10328525	0	10328525	4	10328525	4	10328525	4	10328525	4	0	0	0	0	10328525
				TARNIK INVESTMENTS AND TRADING LIMITED	AAACT0073D	18689527	0	18689527	7.24	18689527	7.24	18689527	7.24	18689527	7.24	0	0	0	0	18689527
				TOFSL TRADING AND INVESTMENTS LTD	AAACT4842N	1639	0	1639	0	1639	0	1639	0	1639	0	0	0	0	0	1639
				UMANANDA TRADE AND FINANCE LIMITED	AAACU6438P	21414339	0	21414339	8.3	21414339	8.3	21414339	8.3	21414339	8.3	0	0	0	0	21414339
				THE ENGINEERING AND TECHNICAL SERVICES LIMITED	AAABCT6371M	250	0	250	0	250	0	250	0	250	0	0	0	0	0	250
ACCURATE TRADERS LIMITED	AAACCA0195P	648500	0	648500	0.25	648500	0.25	648500	0.25	648500	0.25	0	0	0	0	648500				
SUBHADRA TRADE AND FINANCE LIMITED	AAACMS6242G	16907375	0	16907375	6.55	16907375	6.55	16907375	6.55	16907375	6.55	0	0	0	0	16907375				
Sub-Total (A)[1]		12	117207309	0	117207309	45.44	117207309	45.44	117207309	45.44	117207309	45.44	0	0	2500000	7.24	117207309			
2. a	Foreign Individuals (Non-Resident Individuals/ Foreign Individuals)	AAATPS0660B	AAATPS0679L	2	58749920	0	58749920	22.77	58749920	22.77	58749920	22.77	0	0	0	0	58749920			
				DHRUV MANMOHAN SAWHNEY	38391756	0	38391756	14.88	38391756	14.88	38391756	14.88	38391756	14.88	0	0	0	0	38391756	
				RATI SAWHNEY	20358164	0	20358164	7.89	20358164	7.89	20358164	7.89	20358164	7.89	0	0	0	0	20358164	
				Government	0	0	0	0	0	0	0	0	0	0	0	0	0	0	0	
				Institutions	0	0	0	0	0	0	0	0	0	0	0	0	0	0	0	
				Foreign Portfolio Investor- Any Other (specify)	0	0	0	0	0	0	0	0	0	0	0	0	0	0	0	
				Sub-Total (A)[2]	2	58749920	0	58749920	22.77	58749920	22.77	58749920	22.77	58749920	22.77	0	0	0	0	58749920
				Total Shareholding of Promoter and Promoter Group (A) = (A)[1] + (A)[2]	14	175957229	0	175957229	68.21	175957229	68.21	175957229	68.21	175957229	68.21	0	0	2500000	7.24	175957229




Table - II-A Unclaimed Details of Promoters and promoter Group ----- NOT APPLICABLE

Details of Shares which remain unclaimed may be given here along with details such as number of shareholders, outstanding shares held in demat/unclaimed suspense account, voting rights which are frozen etc.
(Kindly start filing data from Row No - 3)

No. of shareholders	No of Shares held

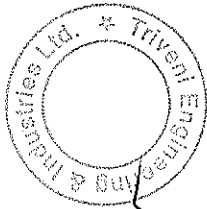


Table - III: Shareholding Pattern of Public Shareholders

Category and name of Shareholder PAN	Nos. of Shareholders	No. of fully paid up equity shares held	No. of Partly paid-up equity shares held	No. of shares held by Depository Receipts	Total Shares held (VII) = (IV) + (V) + (VI)	Shareholding % calculated as per SCRR, 1957 As a % of (A+B+C2)	No. of Shares of convertible securities (including Warrants)	No. of Shares as a % assuming full conversion of convertible securities (as a percentage of diluted share capital) As a % of (A+B+C2)	No. of Shares Locked in shares	No. of Shares or otherwise encumbered	Number of Shares held in dematerialized form	Total as a % of Total Voting Rights	
												No. of Voting Rights	Total
(i)	(ii)	(iii)	(iv)	(v)	(vi)	(vii)	(viii)	(ix)	(x)	(xi)	(xii)	(xiii)	(xiv)
1. Institutions													
a. Mutual Funds/ L AND T MUTUAL FUND TRUSTEE LTD-L AND T MID CAP FUND	4	6696252 2595510	0	0	6696252 2595510	2.6 1.01	6696252 2595510	0	6696252 2595510	0	6696252 2595510		
b. Venture Capital Funds	0	0	0	0	0	0	0	0	0	0	0		
c. Alternate Investment Funds	0	0	0	0	0	0	0	0	0	0	0		
d. Foreign Venture Capital Investors	0	0	0	0	0	0	0	0	0	0	0		
e. Foreign Portfolio Investors	10	10986015 6980000	0	0	10986015 6980000	4.26 2.71	10986015 6980000	0	10986015 6980000	0	10986015 6980000		
GOVERNMENT PENSION FUND GLOBAL													
MORGAN STANLEY ASIA (SINGAPORE) PTE.		3272775	0	0	3272775	1.27	3272775	0	3272775	0	3272775		
f. Financial Institutions/ Banks	2	198448	0	0	198448	0.08	198448	0	198448	0	198448		
g. Insurance Companies	0	0	0	0	0	0	0	0	0	0	0		
h. Provident Funds/ Pension Funds	0	0	0	0	0	0	0	0	0	0	0		
i. Any Other (specify)	0	0	0	0	0	0	0	0	0	0	0		
Sub-Total (B)(1)	16	17880715	0	0	17880715	6.94	17880715	0	17880715	0	17880715		
2. Central Government/ State Government(s)/ President of India	0	0	0	0	0	0	0	0	0	0	0		
Sub-Total (B)(2)	0	0	0	0	0	0	0	0	0	0	0		
3. Non-institutions													
a. Individuals -													
i. Individual shareholders holding nominal share capital up to Rs. 2 lakhs.	32498	29027125	0	0	29027125	11.25	29027125	0	29027125	11.25	0	28761359	
ii. Individual shareholders holding nominal share capital in excess of Rs. 2 lakhs.	37	18580893	0	0	18580893	7.2	18580893	0	18580893	7.2	0	18580893	
b. MFECs registered with RBI	3	334548	0	0	334548	0.13	334548	0	334548	0.13	0	334548	
c. Employee Trusts	0	0	0	0	0	0	0	0	0	0	0	0	
d. Overseas Depositories (holding DBS) (balancing figure)	0	0	0	0	0	0	0	0	0	0	0	0	
e. Any Other (specify)	1372	16164600	0	0	16164600	6.27	16164600	0	16164600	6.27	0	16164600	
Sub-Total (B)(3)	33910	64107166	0	0	64107166	24.85	64107166	0	64107166	24.85	0	63841399	
Total Public Shareholding (B) = (B)(1)+(B)(2)+(B)(3)	33926	81987881	0	0	81987881	31.79	81987881	0	81987881	31.79	0	81722114	

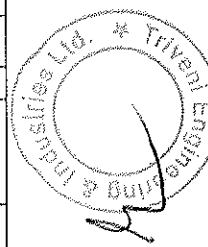


Table - III-A Details of the shareholders acting as persons in Concert including their Shareholding----- NOT APPLICABLE

Details of the shareholders acting as persons in Concert including their Shareholding:

(Kindly start filing data from Row No - 3)

Name of shareholder	Name of PAC	No. of shares	Holding %




Table - III-B Unclaimed Details of Public----- NOT APPLICABLE

Details of Shares which remain unclaimed may be given hear along with details such as number of shareholders, outstanding shares held in demat/unclaimed suspense account, voting
(Kindly start filing data from Row No - 3)

No. of shareholders	No. of Shares





Table IV - Shareholding Pattern of Non-Promoter, Non-Public Shareholders

Sl. No.	Category and Name of Shareholder	PAN	No. of Shareholders	No. of Shares		No. of Shares Underlying Outstanding convertible Securities (including warrants) (in lakhs)	No. of Shares Underlying Outstanding convertible Securities (including warrants) (in lakhs)	No. of Shares Held		As a % of Total Shares held	Number of Shares held or exercisable by the shareholder	Number of Shares held or exercisable by the shareholder (in lakhs)
				Shareholders	No. of Shares Held			No. of Shares Held				
								(i)	(ii)			
1	Custodian/DR Holder		0	0	0			0	0	0		0
2	Employee Benefit Trust (under SEBI (Share Based Employee Benefit) Regulations, 2014)		0	0	0			0	0	0		0
	Total Non-Promoter, Non-Public Shareholding (C1+C2+C3+C4)		0	0	0			0	0	0		0




8

6(ii)

Format of Holding of Specified Securities as on 31/3/2016
 Name of Entity : TRIVENI INDUSTRIES LIMITED (Resulting Company)

(Shareholding pattern - Pre Demerger)


Declaration format need to displayed on NEAPS		Promoter & Promoter Group	Public	Non Promoter Non Public
Sr.No.	Particulars	Yes/No	Yes/No	Yes/No
1	Whether the Listed Entity has issued any partly paid up shares?	No	No	No
2	Whether the Listed Entity has issued any Convertible Securities or Warrants?	No	No	No
3	Whether the Listed Entity has any shares against which depository receipts are issued?	No	No	No
4	Whether the Listed Entity has any shares in locked-in?	No	No	No
5	Whether any shares held by promoters are pledge or otherwise encumbered?	No	NA	NA
6	Whether the Listed Entity has issued any Differential Voting Rights?	No	No	No



73

Table - I: Summary Statement showing of specified securities

Category	(i) Nos. of shareholders	No. of C.V. shares held		(iii) No. of underlying Depository Receipts	(iv) Total nos. shares held	(v) % of total no. of shares (calculated as per SCRR, 1957) As a % of (A+B+C2)	(vi) No. of Voting Rights	(vii) Total as a % of Total Voting Rights	(viii) No. of Outstanding convertible securities (including Warrants)	(ix) % of convertible securities (assuming full conversion of convertible securities as a percentage of diluted share capital) As a % of (A+B+C2)	Number of Shares -		(xiv) Number of equity shares held in dematerialized form
		(ii) No. of equity shares held	(iii) No. of paid up equity shares held								(x) No. of Shares	(xi) Number of Shares otherwise encumbered	
(A) Promoter & Promoter Group	1	50000	0	0	50000	100	50000	100	0	0	0	0	0
(B) Public	0	0	0	0	0	0	0	0	0	0	0	0	0
(C) Non Promoter- Non Public	0	0	0	0	0	0	0	0	0	0	0	0	0
(C1) Shares underlying DRs	0	0	0	0	0	0	0	0	0	0	0	0	0
(C2) Shares held by Employee Trusts	0	0	0	0	0	0	0	0	0	0	0	0	0
Total	1	50000	0	0	50000	100	50000	100	0	0	0	0	0



For Triveni Engineering & Industries Ltd.
Group General Manager & Company Secretary





Table - III: Shareholding Pattern of Promoters and Promoter Group

Category and name of shareholder: PAN	No. of shares held		No. of Shares Underlying Depository Receipts	Total shares held as per SCRR, 1957 As a % of (A+B+C2)	No. of Shares Underlying convertible securities (including Warrants)	Shareholding as a % of full conversion of convertible securities (as a percentage of diluted share capital) As a % of (A+B+C2)	No. of Shares held		As a % of total Shares held	As a % of total Shares held	Number of shares held in dematerialized form
	(iii)	(iv)					(v)	(vi)			
(i)											
1 Indian											
a Individuals/Hindu undivided Family	0	0	0	0	0	0	0	0	0	0	0
b Central Government/ State Government(s)	0	0	0	0	0	0	0	0	0	0	0
c Financial Institutions/ Banks	0	0	0	0	0	0	0	0	0	0	0
d Any Other (specify)	1	50000	0	50000	100	50000	50000	100	100	0	0
	1	50000	0	50000	100	50000	50000	100	100	0	0
Sub-Total (A)(1)	1	50000	0	50000	100	50000	50000	100	100	0	0
2 Foreign											
a Individuals (Non-Resident individuals/ Foreign Individuals)	0	0	0	0	0	0	0	0	0	0	0
b Government Institutions	0	0	0	0	0	0	0	0	0	0	0
c Foreign Portfolio Investor	0	0	0	0	0	0	0	0	0	0	0
d Any Other (specify)	0	0	0	0	0	0	0	0	0	0	0
e Sub-Total (A)(2)	0	0	0	0	0	0	0	0	0	0	0
Total Shareholding of Promoter and Promoter Group (A)= (A)(1)+(A)(2)	1	50000	0	50000	100	50000	50000	100	100	0	0

Table - II-A Unclaimed Details of Promoters and promoter Group - NOT APPLICABLE

Details of Shares which remain unclaimed may be given hear along with details such as number of shareholders, outstanding shares held in demat/unclaimed suspense account, voting rights which are frozen etc.
(Kindly start filing data from Row No - 3)

No. of shareholders	No of Shares held



Annexure - II: Shareholding Pattern of Public Shareholders

Category and Name of Shareholder (PAN)	Nos. of shareholders	No. of fully paid up equity shares held	No. of Partly paid-up equity shares held	No. of Depository Receipts	Total nos. shares held	Shareholding % calculated as per SCRR, 1957 As a % of (A+B+C2)	No. of Voting Rights class of securities	No. of Outstanding convertible securities (including Warrants)	Conversion of convertible securities (as a percentage of diluted share capital) As a % of (A+B+C2)	No. of Shares Locked in shares	No. of Shares otherwise encumbered	No. of Shares held in dematerialized form	
													(i)
1 Institutions													
a Mutual Funds/													
b Venture Capital Funds													
c Alternate Investment Funds													
d Foreign Venture Capital Investors													
e Foreign Portfolio Investors													
f Financial Institutions/ Banks													
g Insurance Companies													
h Provident Funds/ Pension Funds													
i Any Other (specify)													
Sub-Total (B)(1)													
2 Central Government/ State Government(s)/ President of India													
Sub-Total (B)(2)													
3 Non-institutions													
a Individuals -													
i. Individual shareholders holding nominal share capital up to Rs. 2 lakhs.													
ii. Individual shareholders holding nominal share capital in excess of Rs. 2 lakhs.													
b NBFCs registered with RBI													
c Employee Trusts													
d Overseas Depositories (holding DRs) (balancing figure)													
e Any Other (specify)													
Sub-Total (B)(3)													
Total Public Shareholding (B) = (B)(1)+(B)(2)+(B)(3)													




Table - III-A Details of the shareholders acting as persons in Concert including their Shareholding- NOT APPLICABLE

Details of the shareholders acting as persons in Concert including their Shareholding:

(Kindly start filing data from Row No - 3)

Name of shareholder	Name of PAC	No. of shares	Holding %






Table - III-B Unclaimed Details of Public - NOT APPLICABLE

Details of Shares which remain unclaimed may be given hear along with details such as number of shareholders, outstanding shares held in demat/unclaimed suspense account, voting (Kindly start filing data from Row No - 3)	
No. of shareholders	No. of Shares



Category and name of shareholder		(i)	(ii)	(iii)	(iv)	(v)	(vi)	(vii) = (iv) + (v) + (vi)	(viii)	(ix)	(x)	(xi)	(xii)
		No. of Shares held directly through Depository Receipts	No. of Shares held through Depository Receipts	No. of Shares held through Depository Receipts	No. of Shares held through Depository Receipts	No. of Shares held through Depository Receipts	No. of Shares held through Depository Receipts	No. of Shares held through Depository Receipts	No. of Shares held through Depository Receipts	No. of Shares held through Depository Receipts	No. of Shares held through Depository Receipts	No. of Shares held through Depository Receipts	No. of Shares held through Depository Receipts
		(a)	(b)	(c)	(d)	(e)	(f)	(g)	(h)	(i)	(j)	(k)	(l)
1	Customer/Deb Holder	0	0	0	0	0	0	0	0	0	0	0	0
2	Employee Benefit Trust (under SEBI (Share Based Employee Benefits) Regulations, 2014)	0	0	0	0	0	0	0	0	0	0	0	0
Total Non-Promoter, Non-Public Shareholding (D) = (K) + (M)(1)		0	0	0	0	0	0	0	0	0	0	0	0



80

6(iii)

Format of Holding of Specified Securities as on 31/3/2016
 Name of Entity : TRIVENI INDUSTRIES LIMITED (Resulting Company)

Post Demerger

		Declaration format need to displayed on NEAPS			Non Promoter Non Public
Sr.No.	Particulars	Promoter & Promoter Group Yes/No	Public Yes/No	Non Promoter Non Public Yes/No	
1	Whether the Listed Entity has issued any partly paid up shares?	No	No	No	
2	Whether the Listed Entity has issued any Convertible Securities or Warrants?	No	No	No	
3	Whether the Listed Entity has any shares against which depository receipts are issued?	No	No	No	
4	Whether the Listed Entity has any shares in locked-in?	No	No	No	
5	Whether any shares held by promoters are pledge or otherwise encumbered?	Yes	NA	NA	
6	Whether the Listed Entity has issued any Differential Voting Rights?	No	No	No	




Table - I: Summary Statement holding of Specific Securities

Category	Category of shareholder	Nos. of shares held	No. of equity shares held	No. of equity shares held by party as held	No. of shares held by Depository	No. of shares held by underlying Depository Receipts	No. of shares held as a % of shares held	Surrendered as a % of shares held (calculated as per SCRR, 1957) As a % of (A+B+C2)	(VII) = (VI) + (V) + (IV)	No of Voting Rights	Total as a % of Total Voting Rights	No. of Outstanding convertible securities (including Warrants)	% Surrendered as a % of conversion of convertible securities (as a percentage of diluted share capital) As a % of (A+B+C2)	No. of Shares locked in Shares	Number of Shares		Number of shares held in dematerialized form
															(III)	(IV)	
(A)	Promoter & Promoter Group	14	175957229	0	0	0	175957229	68.21	175957229	175957229	68.21	0	0	0	2500000	1.42	175957229
(B)	Public	33926	81987881	0	0	0	81987881	31.79	81987881	31.79	0	0	0	0	0	0	81722114
(C)	Non Promoter, Non Public	0	0	0	0	0	0	0	0	0	0	0	0	0	0	0	0
(C1)	Shares underlying DRs	0	0	0	0	0	0	0	0	0	0	0	0	0	0	0	0
(C2)	Shares held by Employee Trusts	0	0	0	0	0	0	0	0	0	0	0	0	0	0	0	0
	Total	33940	257945110	0	0	0	257945110	100	257945110	100	100	0	0	0	2500000	1.42	257679343

For Triveni Engineering & Industries Ltd.

Group Secretary
Group General Manager & Company Secretary




Table - II: Shareholding Pattern of Promoters and member Group

S.No.	Category and name of shareholder	PAN	Nos. of equity shares held	No. of equity shares held by Party paid-up equity shares held	No. of Depository Receipts	(VII) = (V)+(VI)	Shareholding % as calculated on the basis of SCRR, 1957 As a % of (A+B+C2)	Number of Voting Rights	No. of Shares Underlying convertible securities (including Warrants)	Shareholding % as a percentage of diluted share capital As a % of (A+B+C2)	No. of Locked Shares	Number of Shares pledged or otherwise encumbered	As a % of total Shares held (b)	As a % of total Shares held (a)	No. of Shares held	As a % of total Shares held (b)	As a % of total Shares held (a)	Field in dematerialized form
1	Indian Individuals/Hindu undivided Family		4	34511253	0	34511253	13.38	34511253	0	0	0	2500000	7.24	0	0	0	0	34511253
a	MANMOHAN SAWHNEY	AAEHM5549L	0	4513225	0	4513225	1.75	4513225	0	0	0	0	0	0	0	0	0	4513225
	TARUN SAWHNEY	AAATP56679L	0	14695375	0	14695375	5.7	14695375	0	0	0	2500000	17.01	0	0	0	0	14695375
	NIKHIL SAWHNEY	AAUJF50222Q	0	15277653	0	15277653	5.92	15277653	0	0	0	0	0	0	0	0	0	15277653
b	TARANA SAWHNEY	AAQPS5475K	0	25000	0	25000	0.01	25000	0	0	0	0	0	0	0	0	0	25000
	Central Government/ State Government(s)		0	0	0	0	0	0	0	0	0	0	0	0	0	0	0	0
c	Financial Institutions/ Banks		0	0	0	0	0	0	0	0	0	0	0	0	0	0	0	0
d	Any Other (specify)		8	82696056	0	82696056	31.06	82696056	0	0	0	0	0	0	0	0	0	82696056
	DHANWARI INVESTMENTS LTD	AAACD3623P	0	14714901	0	14714901	5.7	14714901	0	0	0	0	0	0	0	0	0	14714901
	KARANI UPASKAR LTD	AAACK1069L	0	10328525	0	10328525	4	10328525	0	0	0	0	0	0	0	0	0	10328525
	TARNIK INVESTMENTS AND TRADING LIMITED	AAACT0073D	0	18680527	0	18680527	7.24	18680527	0	0	0	0	0	0	0	0	0	18680527
	TOFSL TRADING AND INVESTMENTS LTD	AAACT4842N	0	1639	0	1639	0	1639	0	0	0	0	0	0	0	0	0	1639
	JUMANANDA TRADE AND FINANCE LIMITED	AAACJ86438P	0	21414339	0	21414339	8.3	21414339	0	0	0	0	0	0	0	0	0	21414339
	THE ENGINEERING AND TECHNICAL SERVICES LIMITED	AAAC7637JM	0	250	0	250	0	250	0	0	0	0	0	0	0	0	0	250
	ACCURATE TRADERS LIMITED	AAACQ195P	0	648500	0	648500	0.25	648500	0	0	0	0	0	0	0	0	0	648500
	SUBHADRA TRADE AND FINANCE LIMITED	AAHC6242G	0	16907375	0	16907375	6.55	16907375	0	0	0	0	0	0	0	0	0	16907375
	Sub-Total (A)(1)		12	117207309	0	117207309	45.44	117207309	0	0	0	2500000	7.24	0	0	0	0	117207309
2	Foreign Individuals (Non-Resident Individuals/ Foreign Individuals)		2	58749920	0	58749920	22.77	58749920	0	0	0	0	0	0	0	0	0	58749920
a	DHRUV MANMOHAN SAWHNEY	AAATP50680B	0	38391756	0	38391756	14.88	38391756	0	0	0	0	0	0	0	0	0	38391756
	RATI SAWHNEY	AAAF50222R	0	20358164	0	20358164	7.89	20358164	0	0	0	0	0	0	0	0	0	20358164
b	Government Institutions		0	0	0	0	0	0	0	0	0	0	0	0	0	0	0	0
c	Foreign Portfolio Investor		0	0	0	0	0	0	0	0	0	0	0	0	0	0	0	0
d	Any Other (specify)		0	0	0	0	0	0	0	0	0	0	0	0	0	0	0	0
e	Sub-Total (A)(2)		2	58749920	0	58749920	22.77	58749920	0	0	0	0	0	0	0	0	0	58749920
	Total Shareholding of Promoter and Promoter Group (A) = (A)(1)+(A)(2)		14	175957229	0	175957229	68.21	175957229	0	0	0	2500000	7.24	0	0	0	0	175957229




Table - II-A Unclaimed Details of Promoters and promoter Group ----- NOT APPLICABLE

Details of Shares which remain unclaimed may be given here along with details such as number of shareholders, outstanding shares held in demat/unclaimed suspense account, voting rights which are frozen etc.
(Kindly start filing data from Row No - 3)

No. of shareholders	No of Shares held




Table - III: Shareholding Pattern of Public Shareholders

Category and name of shareholder (PAN)	Nos. of Shareholders	No. of fully paid up equity shares held	No. of partly paid up equity shares held	No. of shares underlying Depository Receipts	(VII) = (IV) + (V) + (VI)	Shareholding % calculated as per SCRR, 1957 As a % of (A+B+C2)	(VIII)	No. of Voting Rights	(IX)	No. of Shares Underlying Outstanding convertible securities (including Warrants)	(X)	Shareholding % as a % assuming full conversion of convertible securities (as a percentage of diluted share capital) As a % of (A+B+C2)	(XI)	Number of Shares Locked in	(XII)	Number of Shares or otherwise encumbered	(XIII)	Number of Shares or otherwise dematerialized form	(XIV)
1. Institutions																			
a. Mutual Funds/	4	6696252	0	0	6696252	2.6	6696252	2.6	6696252	0	0	0	6696252	0	0	0	6696252	0	6696252
L AND T MUTUAL FUND TRUSTEE LTD-L AND T MID CAP FUND		2595510	0	0	2595510	1.01	2595510	1.01	2595510	0	0	0	2595510	0	0	0	2595510	0	2595510
b. Venture Capital Funds	0	0	0	0	0														
c. Alternate Investment Funds	0	0	0	0	0														
d. Foreign Venture Capital Investors	0	0	0	0	0														
e. Foreign Portfolio Investors	10	10986015	0	0	10986015	4.26	10986015	4.26	10986015	0	0	0	10986015	0	0	0	10986015	0	10986015
GOVERNMENT PENSION FUND GLOBAL		6980000	0	0	6980000	2.71	6980000	2.71	6980000	0	0	0	6980000	0	0	0	6980000	0	6980000
MORGAN STANLEY ASIA (SINGAPORE) PTE.		3272775	0	0	3272775	1.27	3272775	1.27	3272775	0	0	0	3272775	0	0	0	3272775	0	3272775
f. Financial Institutions/ Banks	2	198448	0	0	198448	0.08	198448	0.08	198448	0	0	0	198448	0	0	0	198448	0	198448
g. Insurance Companies	0	0	0	0	0														
h. Provident Funds/ Pension Funds	0	0	0	0	0														
i. Any Other (specify)	0	0	0	0	0														
Sub-Total (B)(1)	16	17880715	0	0	17880715	6.94	17880715	6.94	17880715	0	0	0	17880715	0	0	0	17880715	0	17880715
2. Central Government/ State Government(s)/ President of India	0	0	0	0	0														
Sub-Total (B)(2)	0	0	0	0	0														
3. Non-institutions																			
a. Individuals -																			
i. Individual shareholders holding nominal share capital up to Rs. 2 lakhs.	32498	29027125	0	0	29027125	11.25	29027125	11.25	29027125	0	0	0	29027125	0	0	0	29027125	0	29027125
ii. Individual shareholders holding nominal share capital in excess of Rs. 2 lakhs.	37	18580893	0	0	18580893	7.2	18580893	7.2	18580893	0	0	0	18580893	0	0	0	18580893	0	18580893
b. NBFCs registered with RBI	3	334548	0	0	334548	0.13	334548	0.13	334548	0	0	0	334548	0	0	0	334548	0	334548
c. Employee Trusts	0	0	0	0	0														
d. Overseas Depositories (holding DRs) (balancing figure)	0	0	0	0	0														
e. Any Other (specify)	1372	16164600	0	0	16164600	6.27	16164600	6.27	16164600	0	0	0	16164600	0	0	0	16164600	0	16164600
Sub-Total (B)(3)	33910	64107166	0	0	64107166	24.85	64107166	24.85	64107166	0	0	0	64107166	0	0	0	64107166	0	64107166
Total Public Shareholding (B) = (B)(1)+(B)(2)+(B)(3)	33926	81987881	0	0	81987881	31.79	81987881	31.79	81987881	0	0	0	81987881	0	0	0	81987881	0	81987881




Table - III-A Details of the shareholders acting as persons in Concert including their Shareholding----- NOT APPLICABLE

Details of the shareholders acting as persons in Concert including their Shareholding:

(Kindly start filing data from Row No - 3)

Name of shareholder	Name of PAC	No. of shares	Holding %




Table - III-B Unclaimed Details of Public----- NOT APPLICABLE

Details of Shares which remain unclaimed may be given hear along with details such as number of shareholders, outstanding shares held in demat/unclaimed suspense account, voting (Kindly start filing data from Row No - 3)	
No. of shareholders	No. of Shares




Table 10: Shareholding Patterns of Non-Promoters, Non-SEBI Registered Entities

Sl. No.	Category of Shareholder	PAN	No. of Equity Shares Held		No. of Shares Underlying Depository Receipts	Total No. of Equity Shares Held	Percentage of Voting Rights	No. of Voting Rights	Total No. of Voting Rights	As a % of Total Shares Held	As a % of Total Shares Held	No. of Shares Held	As a % of Total Shares Held
			Subscribed	Unsubscribed									
			(U1)	(U2)	(U3)	(U4) = (U1) + (U2) + (U3)	(U5)	(U6) = (U4) + (U5)	(U7)	(U8)	(U9)	(U10)	(U11)
1	Corporate/DR Holder		0	0	0	0	0	0	0	0	0	0	0
2	Employee Benefit Trust (under SEBI (Share Based Employee Benefit) Regulations, 2014)		0	0	0	0	0	0	0	0	0	0	0
	Total Non-Promoter, Non-Public Shareholding (Q1 = (U7) + (U8))		0	0	0	0	0	0	0	0	0	0	0

