

**SS KOTHARI MEHTA
& COMPANY**
CHARTERED ACCOUNTANTS

Auditor's Report on Quarterly and Year to Date Standalone Financial Results of the Company Pursuant to the Regulation 33 of the SEBI (Listing Obligations and Disclosure Requirements) Regulations, 2015

To
The Board of Directors of
Triveni Engineering & Industries Limited

1. We have audited the accompanying statement of standalone financial results of Triveni Engineering & Industries Limited ("the Company") for the quarter and year ended 31st March, 2019, attached herewith, being submitted by the Company pursuant to the requirement of Regulation 33 of the SEBI (Listing Obligations and Disclosure Requirements) Regulations, 2015 read with SEBI circular no. CIR/CFD/FAC/62/2016 dated July, 5 2016. The quarterly standalone financial results are the derived figures between the audited figures in respect of the year ended March 31, 2019 and the published year-to-date figures up to December 31, 2018, being the date of the end of the third quarter of the current financial year, which were subject to limited review. The standalone financial results for the quarter and year ended 31st March, 2019 have been prepared on the basis of the standalone financial results for the nine months period ended December 31, 2018, the audited annual standalone financial statements as at and for the year ended March 31, 2019, and the relevant requirements of Regulation 33 of the SEBI (Listing Obligations and Disclosure Requirements) Regulations 2015 and which are the responsibility of the Company's management and have been approved by the Board of Directors of the Company.

Our responsibility is to express an opinion on these standalone financial results based on our audit of the standalone financial statements for the year ended March 31, 2019 and our review of standalone financial results for the nine months period ended December 31, 2018 which was prepared in accordance with the recognition and measurement principles laid down in Indian Accounting Standard, Interim Financial Reporting (Ind AS 34), prescribed under the Section 133 of the Companies Act 2013.

2. We conducted our audit in accordance with the auditing standards generally accepted in India. Those standards require that we plan and perform the audit to obtain reasonable assurance about whether the financial results are free of material misstatement(s). An audit includes examining, on a test basis, evidence supporting the amounts disclosed as financial results. An audit also includes assessing the accounting principles used and significant estimates made by management. We believe that our audit provides a reasonable basis for our opinion.
3. Based on our audit conducted as above, in our opinion and to the best of our information and according to the explanations given to us, these standalone quarterly and year to date financial results:
- (i) have been presented in accordance with the requirements of Regulation 33 of the SEBI (Listing Obligations and Disclosure Requirements) Regulations, 2015; and SEBI circular CIR/CFD/FAC/62/2016 dated July 5, 2016 in this regard; and



S.S. KOTHARI MEHTA
& COMPANY
CHARTERED ACCOUNTANTS

(ii) give a true and fair view of the total comprehensive income (comprising of net profit and other comprehensive income) and other financial information for the quarter ended March 31, 2019 as well as the year to date results for the year ended March 31, 2019.

For S. S. Kothari Mehta & Co.
Chartered Accountants
Firm Registration No. 000756N

Yogesh K. Gupta
Partner
Membership No. 093214



Place : Noida
Date : May 21, 2019

TRIVENI ENGINEERING & INDUSTRIES LIMITED

Regd. Office : Deoband, Distt. Saharanpur, Uttar Pradesh 247 554

Corp. Office : 8th Floor, Express Trade Towers, 15-16, Sector-16A, Noida, U.P - 201 301

CIN : L15421UP1932PLC022174

Statement of Standalone Audited Financial Results for the Quarter and Year ended March 31, 2019

(₹ in lakhs, except per share data)

Particulars	3 Months ended			Year ended	
	31/Mar/2019 (Audited) (refer note 9)	31/Dec/2018 (Unaudited)	31/Mar/2018 (Audited) (refer note 9)	31/Mar/2019 (Audited)	31/Mar/2018 (Audited)
1 Revenue from operations (refer note 3)	85435	90290	73427	315156	341186
2 Other income	436	4650	712	6762	2407
Total income	85871	94940	74139	321918	343593
3 Expenses					
(a) Cost of materials consumed	136101	80781	140429	275190	258145
(b) Purchases of stock-in-trade	631	525	577	1925	1674
(c) Changes in inventories of finished goods, stock-in-trade and work-in-progress	(81817)	(14498)	(79427)	(53982)	(866)
(d) Excise duty on sale of goods (refer note 3)	-	-	-	-	4168
(e) Employee benefits expense	6407	5726	5866	22387	20240
(f) Finance costs	2570	635	2067	6799	8534
(g) Depreciation and amortisation expense	1418	1433	1394	5695	5536
(h) Off-season expenses (net)	-	-	7340	-	-
(i) Other expenses	12387	11875	10107	38730	30219
Total expenses	77697	86477	88353	296744	327650
4 Profit/(loss) from continuing operations before exceptional items and tax	8174	8463	(14214)	25174	15943
5 Exceptional items (net) - income/(expense)	2035	-	-	2035	-
6 Profit/(loss) from continuing operations before tax	10209	8463	(14214)	27209	15943
7 Tax expense					
(a) Current tax	1964	2246	(3492)	6013	3204
(b) Deferred tax	(1011)	(87)	230	(860)	1765
Total tax expense	953	2159	(3262)	5153	4969
8 Profit/(loss) from continuing operations after tax	9256	6304	(10952)	22056	10974
9 Profit/(loss) from discontinued operations	-	-	-	-	-
10 Tax expense of discontinued operations	-	-	-	-	-
11 Profit/(loss) from discontinued operations (after tax)	-	-	-	-	-
12 Profit/(loss) for the period	9256	6304	(10952)	22056	10974
13 Other comprehensive income					
A (i) Items that will not be reclassified to profit or loss	(211)	-	186	(211)	186
A (ii) Income tax relating to items that will not be reclassified to profit or loss	(74)	-	64	(74)	64
B (i) Items that will be reclassified to profit or loss	-	-	-	-	-
B (ii) Income tax relating to items that will be reclassified to profit or loss	-	-	-	-	-
Other comprehensive income for the period, net of tax	(137)	-	122	(137)	122
14 Total comprehensive income for the period	9119	6304	(10830)	21919	11096
15 Paid up Equity Share Capital (face value ₹ 1/-)	2579	2579	2579	2579	2579
16 Other Equity				105249	85507
17 Earnings / (loss) per share of ₹ 1/- each (not annualised)					
(a) Basic (in ₹)	3.59	2.44	(4.25)	8.55	4.25
(b) Diluted (in ₹)	3.59	2.44	(4.25)	8.55	4.25

See accompanying notes to the standalone financial results

TRIVENI ENGINEERING & INDUSTRIES LIMITED

Standalone Audited Segment wise Revenue, Results, Assets and Liabilities for the Quarter and Year ended March 31, 2019

(₹ in lakhs)

Particulars	3 Months ended			Year ended	
	31/Mar/2019 (Audited) (refer note 9)	31/Dec/2018 (Unaudited)	31/Mar/2018 (Audited) (refer note 9)	31/Mar/2019 (Audited)	31/Mar/2018 (Audited)
1 Segment Revenue					
(a) Sugar Businesses					
Sugar	66789	72048	58226	253100	299923
Co-Generation	9232	5831	10104	20279	21504
Distillery	5018	6791	3398	21398	11589
	81039	84670	71728	294777	333016
(b) Engineering Businesses					
Gears	4115	3418	4174	13308	11177
Water	8904	7498	6746	24915	17567
	13019	10916	10920	38223	28744
(c) Others	1746	1589	1581	6200	6088
Total Segment revenue	95804	97175	84229	339200	367848
Less : Inter segment revenue	10369	6885	10802	24044	26662
Total Revenue from operations	85435	90290	73427	315156	341186
2 Segment Results					
(a) Sugar Businesses					
Sugar	3191	1080	(17977)	7921	11559
Co-Generation	4697	2694	4743	9111	9890
Distillery	3076	4606	2024	13271	2674
	10964	8380	(11210)	30303	24123
(b) Engineering Businesses					
Gears	1237	1138	1487	3814	3142
Water	751	219	246	733	(1394)
	1988	1357	1733	4547	1748
(c) Others	5	(22)	9	7	20
Total Segment results	12957	9715	(9468)	34857	25891
Less :					
(i) Finance costs	2570	635	2067	6799	8534
(ii) Exceptional items (net) - (income)/expense	(2035)	-	-	(2035)	-
(iii) Other unallocable expenditure net of unallocable income	2213	617	2679	2884	1414
Total Profit/(loss) before tax	10209	8463	(14214)	27209	15943
3 Segment Assets					
(a) Sugar Businesses					
Sugar	275499	191142	216818	275499	216818
Co-Generation	13564	13727	15914	13564	15914
Distillery	29304	21297	12357	29304	12357
	318367	226166	245089	318367	245089
(b) Engineering Businesses					
Gears	14353	14497	14340	14353	14340
Water	28519	25974	24230	28519	24230
	42872	40471	38570	42872	38570
(c) Others	1929	1729	1709	1929	1709
Total Segment assets	363168	268366	285368	363168	285368
Add : Unallocable assets	10218	11620	11297	10218	11297
Total Assets	373386	279986	296665	373386	296665
4 Segment Liabilities					
(a) Sugar Businesses					
Sugar	63352	59852	59545	63352	59545
Co-Generation	431	425	421	431	421
Distillery	2261	1382	836	2261	836
	66044	61659	60802	66044	60802
(b) Engineering Businesses					
Gears	3160	3541	3346	3160	3346
Water	19571	16300	12922	19571	12922
	22731	19841	16268	22731	16268
(c) Others	1445	1359	1359	1445	1359
Total Segment liabilities	90220	82859	78429	90220	78429
Add : Unallocable liabilities	175338	96240	130150	175338	130150
Total Liabilities	265558	179099	208579	265558	208579

TRIVENI ENGINEERING & INDUSTRIES LIMITED

Standalone Statement of Assets and Liabilities

(₹ in lakhs)

Particulars	As at 31/Mar/2019 (Audited)	As at 31/Mar/2018 (Audited)
ASSETS		
1 Non-current assets		
(a) Property, plant and equipment	82992	83457
(b) Capital work-in-progress	20477	1005
(c) Investment property	821	821
(d) Other intangible assets	48	36
(e) Financial assets		
(i) Investments	5403	5456
(ii) Trade receivables	60	50
(iii) Loans	81	3
(iv) Other financial assets	957	733
(f) Other non-current assets	5894	6310
	116733	97871
2 Current assets		
(a) Inventories	211866	157919
(b) Financial assets		
(i) Trade receivables	29604	31140
(ii) Cash and cash equivalents	1368	339
(iii) Bank balance other than cash and cash equivalents	18	273
(iv) Loans	313	54
(v) Other financial assets	206	424
(c) Other current assets	13278	8645
	256653	198794
TOTAL - ASSETS	373386	296665
EQUITY AND LIABILITIES		
EQUITY		
(a) Equity share capital	2579	2579
(b) Other equity	105249	85507
	107828	88086
LIABILITIES		
1 Non-current liabilities		
(a) Financial liabilities		
(i) Borrowings	37350	3495
(b) Provisions	4324	3970
(c) Deferred tax liabilities (net)	3238	4172
(d) Other non-current liabilities	2947	141
	47859	11778
2 Current liabilities		
(a) Financial liabilities		
(i) Borrowings	123541	107647
(ii) Trade payables		
- total outstanding dues of micro enterprises and small enterprises	92	43
- total outstanding dues of creditors other than micro enterprises and small enterprises	63669	62762
(iii) Other financial liabilities	12609	16426
(b) Other current liabilities	13544	7991
(c) Provisions	3227	1932
(d) Current tax liabilities (net)	1017	-
	217699	196801
TOTAL- EQUITY AND LIABILITIES	373386	296665

TRIVENI ENGINEERING & INDUSTRIES LIMITED

Notes to the Standalone Audited Financial Results for the Quarter and Year ended March 31, 2019

1. The above results have been prepared in accordance with the principles and procedures of the Indian Accounting Standards ('Ind AS') notified section 133 of the Companies Act, 2013 [Companies (Indian Accounting Standards) Rules, 2015 (as amended)].
2. In view of the seasonality of the Sugar Business, the performance results may vary from quarter to quarter.
3. Goods and Services Tax ("GST") has been implemented with effect from July 1, 2017 and therefore, revenue from operations for the period thereafter are net of GST. Revenue from operations and expenses for the year ended March 31, 2018, being inclusive of excise duty till June 30, 2017, are not comparable with corresponding figures for the year ended March 31, 2019.
4. Effective April 1, 2018, the Company has adopted Ind AS 115 "Revenue from Contracts with Customers" using the cumulative effect method. The standard is applied retrospectively only to contracts that are not completed as at the date of initial application and the comparative information is not restated. The adoption of the standard did not have any material impact on the financial results of the Company.
5. In line with the generally adopted practice in the sugar industry, the Company had, for the purpose of interim financial statements, revised the treatment with respect to deferment of certain off season expenses during current year. However, such expenses formed part of the relevant cost of goods produced during the crushing season 2018-19. The revision in the treatment in the interim financial statements has the effect of increasing the profitability by ₹ 7540 lakhs for the quarter ended March 31, 2019. The change in treatment, however, has no effect on annual profitability of the Company.
6. During the current year, the Company has recognised ₹ 5161 lakhs towards financial assistance received under the schemes announced by the Government of U.P. and Government of India to liquidate the arrears of cane dues pertaining to crushing season 2017-18. Out of the said amount, ₹ 4206 lakhs, pertaining to financial year 2017-18, has been depicted as other income and balance amount of ₹ 955 lakhs, pertaining to financial year 2018-19, has been deducted from the cost of material consumed.
7. Loss of ₹ 8125 lakhs has been recognised during the current year, pursuant to the Minimum Indicative Export Quotas obligation for sugar season 2018-19 notified by the Government of India, towards sugar exported, export expenses incurred/contracted and write down of inventory of sugar produced for export.
8. Exceptional item of ₹ 2034.85 lakhs represents profit from disposal of investment in equity shares of Triveni Turbine Limited under buyback scheme.
9. The figures for the last quarter are the balancing figures between the audited figures in respect of the full financial year and the published unaudited year to date figures upto the third quarter of the financial year.
10. The figures of the previous year under various heads have been regrouped to the extent necessary.
11. The above audited standalone financial results of the Company for the quarter and year ended March 31, 2019 have been reviewed and recommended for adoption by the Audit Committee and approved by the Board of Directors of the Company at their respective meetings held on May 21, 2019.

For Triveni Engineering & Industries Limited



Dhruv M. Sawhney

Chairman & Managing Director

Place : Noida

Date : May 21, 2019

SS KOTHARI MEHTA
& COMPANY
CHARTERED ACCOUNTANTS

Auditor's Report on Quarter and Year to Date Consolidated Financial Results of the Company Pursuant to the Regulation 33 of the SEBI (Listing Obligations and Disclosure Requirements) Regulations, 2015

To
The Board of Directors of
Triveni Engineering & Industries Limited

1. We have audited the accompanying statement of consolidated financial results of **Triveni Engineering & Industries Limited** ('the Holding Company') and its subsidiaries (together 'the group') and its associates for the quarter and year ended 31st March, 2019, attached herewith, being submitted by the Holding Company pursuant to the requirement of Regulation 33 of the SEBI (Listing Obligations and Disclosure Requirements) Regulations, 2015 read with SEBI circular no. CIR/CFD/FAC/62/2016 dated July, 5 2016. The quarterly consolidated financial results are the derived figures between the audited figures in respect of the year ended March 31, 2019 and the published year-to-date figures up to December 31, 2018, being the date of the end of the third quarter of the current financial year, which were subject to limited review. The consolidated financial results for the quarter and year ended 31st March, 2019 have been prepared on the basis of the consolidated financial results for the nine months period ended December 31, 2018, the audited annual consolidated financial statements as at and for the year ended March 31, 2019, and the relevant requirements of Regulation 33 of the SEBI (Listing Obligations and Disclosure Requirements) Regulations 2015 and which are the responsibility of the Company's management and have been approved by the Board of Directors of the Company.

Our responsibility is to express an opinion on these consolidated financial results based on our audit of the consolidated financial statements for the year ended March 31, 2019 and our review of consolidated financial results for the nine months period ended December 31, 2018 which was prepared in accordance with the recognition and measurement principles laid down in Indian Accounting Standard, Interim Financial Reporting (Ind AS 34), prescribed under the Section 133 of the Companies Act 2013.

2. We conducted our audit in accordance with the auditing standards generally accepted in India. Those standards require that we plan and perform the audit to obtain reasonable assurance about whether the financial results are free of material misstatement(s). An audit includes examining, on a test basis, evidence supporting the amounts disclosed as financial results. An audit also includes assessing the accounting principles used and significant estimates made by management. We believe that our audit provides a reasonable basis for our opinion.



SS KOTHARI MEHTA
& COMPANY
CHARTERED ACCOUNTANTS

3. In our opinion and to the best of our information and according to the explanations given to us and based on the consideration of the reports of other auditors on financial statements and other financial information of subsidiaries and associate and unaudited financial statements as certified by the management as referred to in paragraph 4 & 5 below respectively, these consolidated Ind AS financial results:
- (i) includes the financial results of the following entities:
- Subsidiaries:
- a. Triveni Engineering Limited
 - b. Triveni Energy Systems Limited
 - c. Triveni Entertainment Limited
 - d. Triveni Sugar Limited
 - e. Triveni Industries Limited
 - f. Svastida Projects Limited
 - g. Mathura Wastewater Management Private Limited
- Associates:
- a. Triveni Turbine Limited
 - b. Aqwise-Wise Water Technologies Limited
- (ii) have been presented in accordance with the requirements of Regulation 33 of the SEBI (Listing Obligations and Disclosure Requirements) Regulations, 2015 read with SEBI circular no. CIR/CFD/FAC/62/2016 dated July,5 2016 in this regard;
- (iii) give a true and fair view of the total comprehensive income (comprising of net profit and other comprehensive income) and other financial information for the quarter and year ended March 31, 2019.
4. We did not audit the financial statements of six subsidiaries, whose financial statements reflect total assets of ₹ 1416.72 Lakhs as at March 31, 2019, total revenue (including other income) of ₹ 0.34 Lakhs and ₹ 1.43 Lakhs for the quarter and year ended March 31, 2019 respectively. The Statement also includes the Group's share of net profit (before other comprehensive income) of ₹ 710.48 Lakhs and other comprehensive income of ₹ 32.41 Lakhs for the quarter ended March 31, 2019 and net profit (before other comprehensive income) of ₹ 1995.07 Lakhs and other comprehensive income of ₹ 95.14 Lakhs for the year ended March 31, 2019, in respect of one associate. These Ind AS financial statements have been audited by the other auditors whose reports have been furnished to us by the Management and our opinion on the consolidated Ind AS financial statements, in so far as it relates to the amounts and disclosures included in respect of these subsidiaries and one associate are based solely on the report of other auditors.
5. The consolidated financial results include the group's share of net profit (before other comprehensive income) of ₹ 56.80 Lakhs and other comprehensive income of ₹ 3.73 Lakhs for the quarter ended December 31, 2018 and net profit (before other comprehensive income) of ₹ 27.78 Lakhs and other comprehensive income of ₹ 1.18 Lakhs for the nine months ended December 31, 2018, in respect of one associate, as the financial statements for the quarter ended March 31, 2019 were not available and we have relied on the management representation that no significant transactions or events have occurred during the quarter ended March 31, 2019. This associate is located outside India whose




S S KOTHARI MEHTA
& COMPANY
CHARTERED ACCOUNTANTS

financial statements and other financial information has been prepared in accordance with accounting principles generally accepted in its country and which has been audited by the other auditor under generally accepted auditing standards accepted in its country. The company's management has converted these financial statements of such associate located outside India from accounting principles generally accepted in its country to accounting principles generally accepted in India. Our opinion, in so far as it relates to the amounts and disclosures included in respect of this associate, is based solely on the audit reports of other auditors and certified converted financial statements by management.

For S. S. Kothari Mehta & Co.

Chartered Accountants

Firm Registration No. 000756N


Yogesh K. Gupta

Partner

Membership No.: 093214



Place: Noida

Dated: May 21, 2019

TRIVENI ENGINEERING & INDUSTRIES LIMITED
 Regd. Office : Deoband, Distt. Saharanpur, Uttar Pradesh 247 554
 Corp. Office : 8th Floor, Express Trade Towers, 15-16, Sector-16A, Noida, U.P - 201 301
 CIN : L15421UP1932PLC022174

Statement of Consolidated Audited Financial Results for the Quarter and Year ended March 31, 2019

(₹ in lakhs, except per share data)

Particulars	3 Months ended			Year ended	
	31/Mar/2019 (Audited) (refer note 9)	31/Dec/2018 (Unaudited)	31/Mar/2018 (Audited) (refer note 9)	31/Mar/2019 (Audited)	31/Mar/2018 (Audited)
1 Revenue from operations (refer note 3)	85427	90311	73427	315174	341186
2 Other income	435	4649	712	6363	1543
Total income	85862	94960	74139	321537	342729
3 Expenses					
(a) Cost of materials consumed	136101	80781	140429	275190	258145
(b) Purchases of stock-in-trade	631	525	577	1925	1674
(c) Changes in inventories of finished goods, stock-in-trade and work-in-progress	(81817)	(14498)	(79427)	(53982)	(866)
(d) Excise duty on sale of goods (refer note 3)	-	-	-	-	4168
(e) Employee benefits expense	6407	5726	5866	22387	20240
(f) Finance costs	2567	636	2067	6799	8534
(g) Depreciation and amortisation expense	1418	1433	1394	5695	5536
(h) Off-season expenses (net)	-	-	7340	-	-
(i) Other expenses	12396	11895	10122	38765	30236
Total expenses	77703	86498	88368	296779	327667
4 Profit/(loss) from continuing operations before share of profit of associates, exceptional items and tax	8159	8462	(14229)	24758	15062
5 Share of profit of associates	767	404	759	2023	1822
6 Profit/(loss) from continuing operations before exceptional items and tax	8926	8866	(13470)	26781	16884
7 Exceptional items (net) - income/(expense)	-	-	-	-	-
8 Profit/(loss) from continuing operations before tax	8926	8866	(13470)	26781	16884
9 Tax expense					
(a) Current tax	1964	2246	(3491)	6013	3205
(b) Deferred tax	(1011)	(87)	230	(860)	1765
Total tax expense	953	2159	(3261)	5153	4970
10 Profit (loss) from continuing operations after tax	7973	6707	(10209)	21628	11914
11 Profit/(loss) from discontinued operations	-	-	-	-	-
12 Tax expense of discontinued operations	-	-	-	-	-
13 Profit/(loss) from discontinued operations (after tax)	-	-	-	-	-
14 Profit/(loss) for the period	7973	6707	(10209)	21628	11914
Profit/(loss) for the period attributable to:					
(i) Owners of the Company	7973	6707	(10209)	21628	11914
(ii) Non-controlling interests	-	-	-	-	-
15 Other comprehensive income					
A (i) Items that will not be reclassified to profit or loss	(218)	-	193	(218)	193
A (ii) Income tax relating to items that will not be reclassified to profit or loss	(74)	-	64	(74)	64
B (i) Items that will be reclassified to profit or loss	43	162	(80)	103	(8)
B (ii) Income tax relating to items that will be reclassified to profit or loss	-	-	-	-	-
Other comprehensive income for the period, net of tax	(101)	162	49	(41)	121
Other comprehensive income for the period, net of tax attributable to:					
(i) Owners of the Company	(101)	162	49	(41)	121
(ii) Non-controlling interests	-	-	-	-	-
16 Total comprehensive income for the period	7872	6869	(10160)	21587	12035
Total comprehensive income for the period attributable to:					
(i) Owners of the Company	7872	6869	(10160)	21587	12035
(ii) Non-controlling interests	-	-	-	-	-
17 Paid up Equity Share Capital (face value ₹ 1/-)	2579	2579	2579	2579	2579
18 Other Equity				111473	92056
19 Earnings/(loss) per share of ₹ 1/- each (not annualised)					
(a) Basic (in ₹)	3.09	2.60	(3.96)	8.39	4.62
(b) Diluted (in ₹)	3.09	2.60	(3.96)	8.39	4.62

TRIVENI ENGINEERING & INDUSTRIES LIMITED

Consolidated Audited Segment wise Revenue, Results, Assets and Liabilities for the Quarter and Year ended March 31, 2019

(₹ in lakhs)

Particulars	3 Months ended			Year ended	
	31/Mar/2019 (Audited) (refer note 9)	31/Dec/2018 (Unaudited)	31/Mar/2018 (Audited) (refer note 9)	31/Mar/2019 (Audited)	31/Mar/2018 (Audited)
1 Segment Revenue					
(a) Sugar Businesses					
Sugar	66789	72048	58226	253100	299923
Co-Generation	9232	5831	10104	20279	21504
Distillery	5018	6791	3398	21398	11589
	81039	84670	71728	294777	333016
(b) Engineering Businesses					
Gears	4115	3418	4174	13308	11177
Water	8896	7519	6746	24933	17567
	13011	10937	10920	38241	28744
(c) Others	1746	1589	1581	6200	6088
Total Segment revenue	95796	97196	84229	339218	367848
Less : Inter segment revenue	10369	6885	10802	24044	26662
Total Revenue from operations	85427	90311	73427	315174	341186
2 Segment Results					
(a) Sugar Businesses					
Sugar	3191	1080	(17977)	7921	11559
Co-Generation	4697	2694	4743	9111	9890
Distillery	3076	4606	2024	13271	2674
	10964	8380	(11210)	30303	24123
(b) Engineering Businesses					
Gears	1237	1138	1487	3814	3142
Water	734	220	246	719	(1394)
	1971	1358	1733	4533	1748
(c) Others	5	(22)	9	7	20
Total Segment results	12940	9716	(9468)	34843	25891
Less :					
(i) Finance costs	2567	636	2067	6799	8534
(ii) Exceptional items (net) - (income)/expense	-	-	-	-	-
(iii) Share of (profit)/loss of associates	(767)	(404)	(759)	(2023)	(1822)
(iv) Other unallocable expenditure net of unallocable income	2214	618	2694	3286	2295
Total Profit/(loss) before tax	8926	8866	(13470)	26781	16884
3 Segment Assets					
(a) Sugar Businesses					
Sugar	275499	191142	216818	275499	216818
Co-Generation	13564	13727	15914	13564	15914
Distillery	29304	21297	12357	29304	12357
	318367	226166	245089	318367	245089
(b) Engineering Businesses					
Gears	14353	14497	14340	14353	14340
Water	29014	25994	24230	29014	24230
	43367	40491	38570	43367	38570
(c) Others	1929	1729	1709	1929	1709
Total Segment assets	363663	268386	285368	363663	285368
Add : Unallocable assets	16841	19070	17847	16841	17847
Total Assets	380504	287456	303215	380504	303215
4 Segment Liabilities					
(a) Sugar Businesses					
Sugar	63352	59852	59545	63352	59545
Co-Generation	431	425	421	431	421
Distillery	2261	1382	836	2261	836
	66044	61659	60802	66044	60802
(b) Engineering Businesses					
Gears	3160	3541	3346	3160	3346
Water	20465	16300	12922	20465	12922
	23625	19841	16268	23625	16268
(c) Others	1445	1359	1359	1445	1359
Total Segment liabilities	91114	82859	78429	91114	78429
Add : Unallocable liabilities	175338	96240	130151	175338	130151
Total Liabilities	266452	179099	208580	266452	208580

TRIVENI ENGINEERING & INDUSTRIES LIMITED

Consolidated Statement of Assets and Liabilities

(₹ in lakhs)

Particulars	As at 31/Mar/2019 (Audited)	As at 31/Mar/2018 (Audited)
ASSETS		
1 Non-current assets		
(a) Property, plant and equipment	82992	83457
(b) Capital work-in-progress	20477	1005
(c) Investment property	1170	1170
(d) Other intangible assets	48	36
(e) Investments accounted for using equity method	10852	11171
(f) Financial assets		
(i) Investments	415	456
(ii) Trade receivables	60	50
(iii) Loans	1	3
(iv) Other financial assets	964	733
(g) Other non-current assets	5974	6311
	122953	104392
2 Current assets		
(a) Inventories	211866	157919
(b) Financial assets		
(i) Trade receivables	29604	31140
(ii) Cash and cash equivalents	1462	366
(iii) Bank balance other than cash and cash equivalents	441	275
(iv) Loans	313	54
(v) Other financial assets	208	424
(c) Other current assets	13657	8645
	257551	198823
TOTAL - ASSETS	380504	303215
EQUITY AND LIABILITIES		
EQUITY		
(a) Equity share capital	2579	2579
(b) Other equity	111473	92056
Equity attributable to owners of the Company	114052	94635
Non-controlling interests	-	-
	114052	94635
LIABILITIES		
1 Non-current liabilities		
(a) Financial liabilities		
(i) Borrowings	37350	3495
(ii) Other financial liabilities	-	-
(b) Provisions	4324	3970
(c) Deferred tax liabilities (net)	3238	4172
(d) Other non-current liabilities	2947	141
	47859	11778
2 Current liabilities		
(a) Financial liabilities		
(i) Borrowings	123541	107647
(ii) Trade payables		
- total outstanding dues of micro enterprises and small enterprises	92	43
- total outstanding dues of creditors other than micro enterprises and small enterprises	63672	62763
(iii) Other financial liabilities	12609	16426
(b) Other current liabilities	14435	7991
(c) Provisions	3227	1932
(d) Current tax liabilities (net)	1017	-
	218593	196802
TOTAL- EQUITY AND LIABILITIES	380504	303215

TRIVENI ENGINEERING & INDUSTRIES LIMITED

Notes to the Consolidated Audited Financial Results for the Quarter and Year ended March 31, 2019

1. The above results have been prepared in accordance with the principles and procedures of the Indian Accounting Standards ('Ind AS') notified section 133 of the Companies Act, 2013 [Companies (Indian Accounting Standards) Rules, 2015 (as amended)].
2. In view of the seasonality of the Sugar Business, the performance results may vary from quarter to quarter.
3. Goods and Services Tax ("GST") has been implemented with effect from July 1, 2017 and therefore, revenue from operations for the period thereafter are net of GST. Revenue from operations and expenses for the year ended March 31, 2018, being inclusive of excise duty till June 30, 2017, are not comparable with corresponding figures for the year ended March 31, 2019.
4. Effective April 1, 2018, the Company has adopted Ind AS 115 "Revenue from Contracts with Customers" using the cumulative effect method. The standard is applied retrospectively only to contracts that are not completed as at the date of initial application and the comparative information is not restated. The adoption of the standard did not have any material impact on the financial results of the Company.
5. In line with the generally adopted practice in the sugar industry, the Company had, for the purpose of interim financial statements, revised the treatment with respect to deferment of certain off season expenses during current year. However, such expenses formed part of the relevant cost of goods produced during the crushing season 2018-19. The revision in the treatment in the interim financial statements has the effect of increasing the profitability by ₹ 7540 lakhs for the quarter ended March 31, 2019. The change in treatment, however, has no effect on annual profitability of the Company.
6. During the current year, the Company has recognised ₹ 5161 lakhs towards financial assistance received under the schemes announced by the Government of U.P. and Government of India to liquidate the arrears of cane dues pertaining to crushing season 2017-18. Out of the said amount, ₹ 4206 lakhs, pertaining to financial year 2017-18, has been depicted as other income and balance amount of ₹ 955 lakhs, pertaining to financial year 2018-19, has been deducted from the cost of material consumed.
7. Loss of ₹ 8125 lakhs has been recognised during the current year, pursuant to the Minimum Indicative Export Quotas obligation for sugar season 2018-19 notified by the Government of India, towards sugar exported, export expenses incurred/contracted and write down of inventory of sugar produced for export.
8. The standalone audited financial results of the Company are available on the Company's website (www.trivenigroup.com), website of BSE (www.bseindia.com) and NSE (www.nseindia.com). Summarised standalone financial performance of the Company is as under :


(₹ in lakhs)

Particulars	3 Months ended			Year ended	
	31/Mar/2019 (Audited) (refer note 9)	31/Dec/2018 (Unaudited)	31/Mar/2018 (Audited) (refer note 9)	31/Mar/2019 (Audited)	31/Mar/2018 (Audited)
Income from operations	85435	90290	73427	315156	341186
Profit/(loss) before tax	10209	8463	(14214)	27209	15943
Profit/(loss) after tax	9256	6304	(10952)	22056	10974
Total comprehensive income	9119	6304	(10830)	21919	11096

9. The figures for the last quarter are the balancing figures between the audited figures in respect of the full financial year and the published unaudited year to date figures upto the third quarter of the financial year.
10. The figures of the previous year under various heads have been regrouped to the extent necessary.

11. The above audited consolidated financial results of the Company for the quarter and year ended March 31, 2019 have been reviewed and recommended for adoption by the Audit Committee and approved by the Board of Directors of the Company at their respective meetings held on May 21, 2019.

For Triveni Engineering & Industries Limited



Dhruv M. Sawhney

Chairman & Managing Director

Place : Noida

Date : May 21, 2019

TRIVENI ENGINEERING & INDUSTRIES LIMITED
 Regd. Office : Deoband, Distt. Saharanpur, Uttar Pradesh 247 554
 Corp. Office : 8th Floor, Express Trade Towers, 15-16, Sector-16A, Noida, U.P - 201 301
 Website : www.trivenigroup.com
 CIN : L15421UP1932PLC022174

Statement of Consolidated Audited Financial Results for the Quarter and Year ended March 31, 2019

(₹ in lakhs, except per share data)

Particulars	3 Months ended		Year ended	
	31/Mar/2019 (Audited)	31/Mar/2018 (Audited)	31/Mar/2019 (Audited)	31/Mar/2018 (Audited)
Total Income from operations	85427	73427	315174	341186
Net Profit/(loss) for the period (before tax and Exceptional items)	8926	(13470)	26781	16884
Net Profit/(loss) for the period before tax (after Exceptional items)	8926	(13470)	26781	16884
Net Profit/(loss) for the period after tax (after Exceptional items)	7973	(10209)	21628	11914
Total comprehensive income for the period [Comprising Profit/(loss) for the period (after tax) and other comprehensive income (after tax)]	7872	(10160)	21587	12035
Equity share capital	2579	2579	2579	2579
Other equity			111473	92056
Earnings/(loss) per share of ₹ 1/- each (not annualised)				
(a) Basic (in ₹)	3.09	(3.96)	8.39	4.62
(b) Diluted (in ₹)	3.09	(3.96)	8.39	4.62

Notes :


1. Summarised Standalone Audited Financial Performance of the Company is as under :

(₹ in lakhs)

Particulars	3 Months ended		Year ended	
	31/Mar/2019 (Audited)	31/Mar/2018 (Audited)	31/Mar/2019 (Audited)	31/Mar/2018 (Audited)
Total Income from operations	85435	73427	315156	341186
Profit/(loss) before tax	10209	(14214)	27209	15943
Profit/(loss) after tax	9256	(10952)	22056	10974
Total comprehensive income	9119	(10830)	21919	11096

2. The above is an extract of the detailed format of Financial Results for the quarter and year ended March 31, 2019 filed with the Stock Exchanges under Regulation 33 of the SEBI (Listing and Other Disclosure Requirements) Regulations, 2015. The full format of the Financial Results for the quarter and year ended March 31, 2019 are available on the websites of Stock Exchange(s) (www.bseindia.com and www.nseindia.com) and on the website of Company (www.trivenigroup.com).
3. In line with the generally adopted practice in the sugar industry, the Company had, for the purpose of interim financial statements, revised the treatment with respect to deferment of certain off season expenses during current year. However, such expenses formed part of the relevant cost of goods produced during the crushing season 2018-19. The revision in the treatment in the interim financial statements has the effect of increasing the profitability by ₹ 7540 lakhs for the quarter ended March 31, 2019. The change in treatment, however, has no effect on annual profitability of the Company.
4. Goods and Services Tax ("GST") has been implemented with effect from July 1, 2017 and therefore, revenue from operations for the period thereafter are net of GST. Revenue from operations and expenses for the year ended March 31, 2018, being inclusive of excise duty till June 30, 2017, are not comparable with corresponding figures for the year ended March 31, 2019.

For Triveni Engineering & Industries Limited



Dhruv M.Sawhney
Chairman & Managing Director

Place : Noida

Date : May 21, 2019